

Junior  
**5-8**  
Years

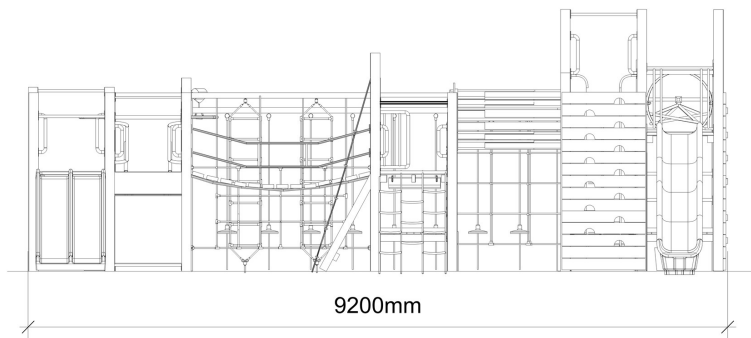
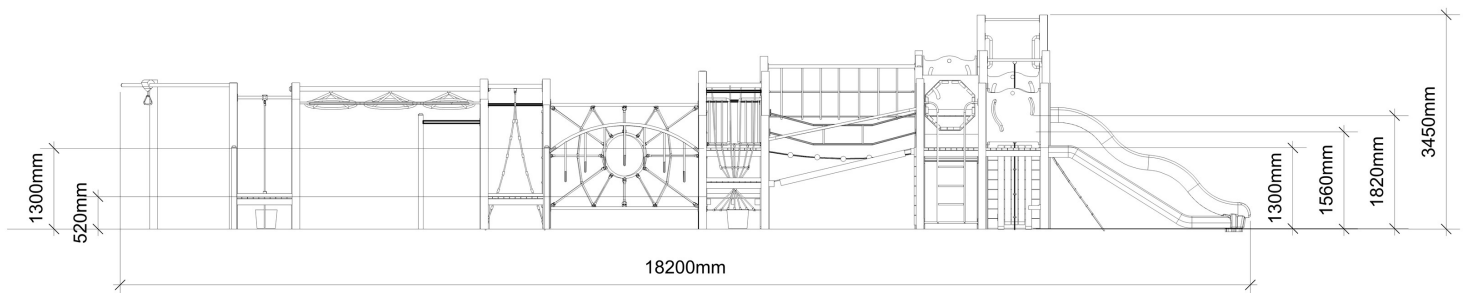
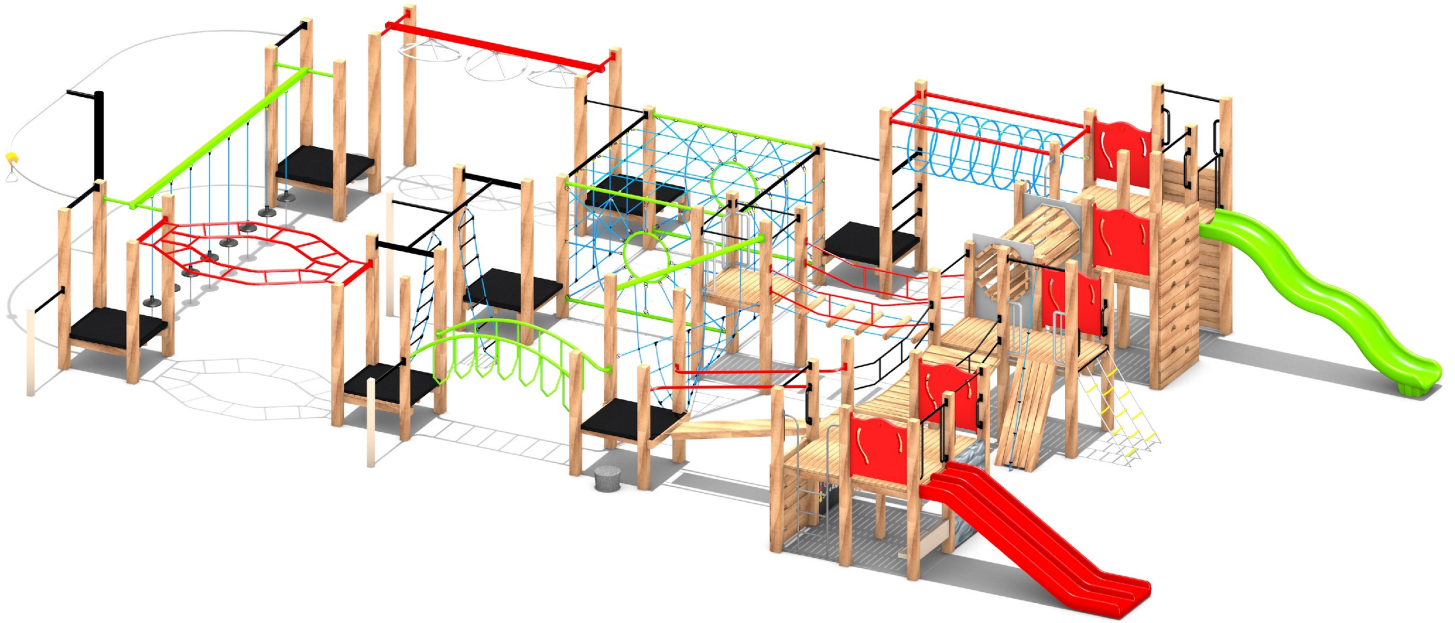
Middle  
**8-10**  
Years

Senior  
**10-12**  
Years

# Datasheet

## JUN216

Capacity **145**  
Activities **30**



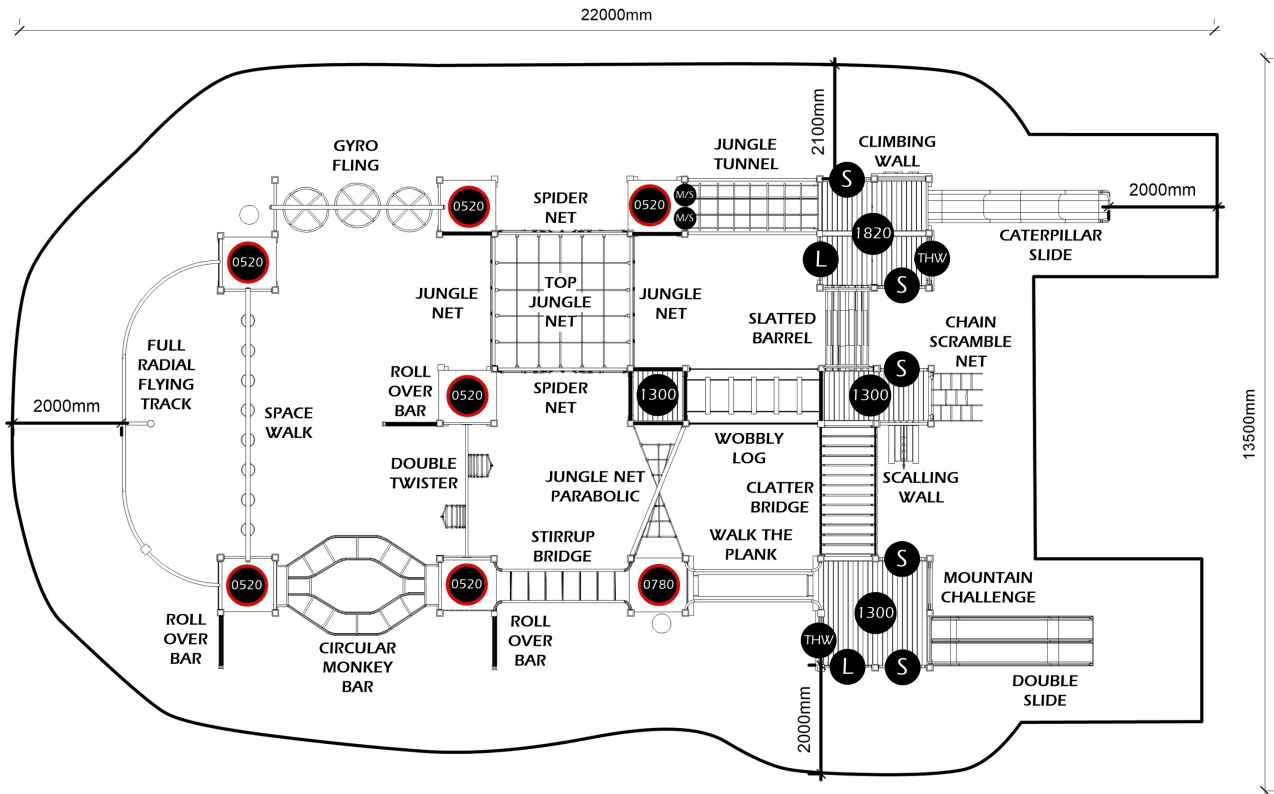
# Technical Information

## JUN216

Junior  
**5-8**  
Years

Middle  
**8-10**  
Years

Senior  
**10-12**  
Years



INSTALL TIME	CUBIC METERAGE - LCL
<b>58hrs</b>	<b>17.3</b>

Max Fall Height	Fall Space Perimeter	Fall space Area
<b>2.9m</b>	<b>71m</b>	<b>297m<sup>2</sup></b>

### Play Value

Climbing - **14**  
 Sliding - **2**  
 Transitional - **7**  
 Social / Role Play - **2**  
 Overhead - **4**  
 Fitness - **3**  
 Confidence - **2**

DECK HEIGHT	<b>1300</b>
DECK HEIGHT + DECK MAT	<b>1300</b>
LADDER	<b>L</b>
TOE HOLE WALL	<b>THW</b>
TOE HOLE WALL	<b>M/S</b>
SAFETY PANEL	<b>S</b>
FALLING SPACE	—