

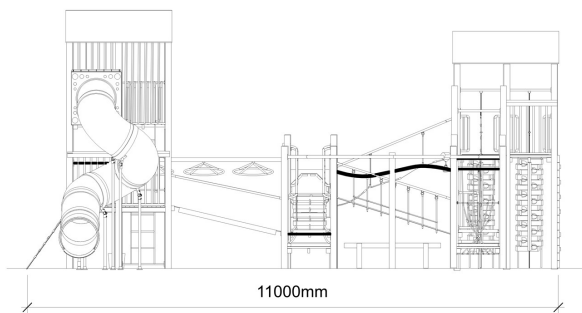
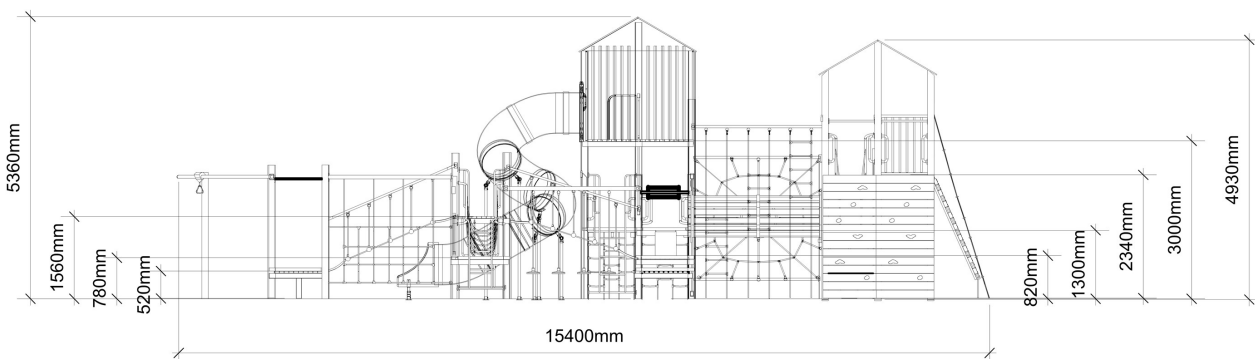

Middle  
**8-10**  
Years

Senior  
**10-12**  
Years

# Datasheet

## SEN312

Capacity **140**  
Activities **26**



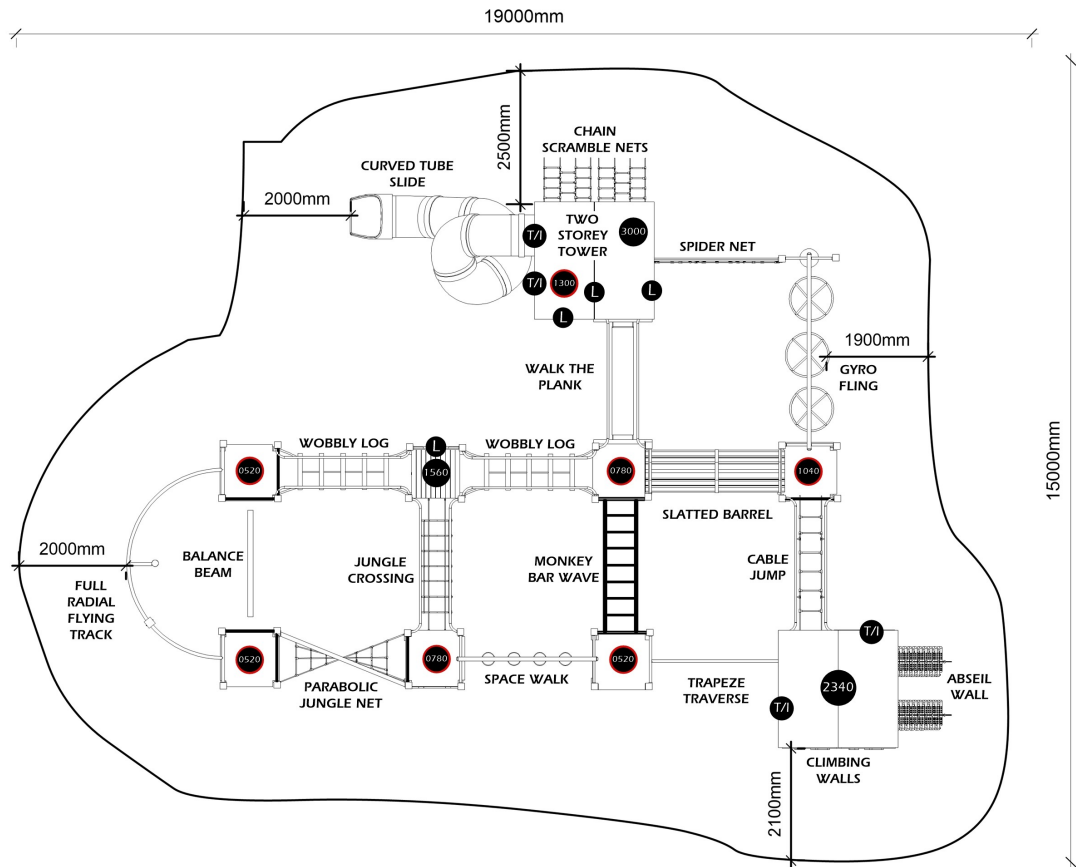
**Playco Equipment Limited**  
P 0800 76 46 76 +64 9 412 2247  
F +64 9 412 2248

PO Box 548 Kumeu 0841 Auckland New Zealand  
W [www.playco.co.nz](http://www.playco.co.nz)

Middle  
**8-10**  
Years

Senior  
**10-12**  
Years

# Technical Information SEN312



INSTALL TIME	CUBIC METERAGE - LCL
<b>65hrs</b>	<b>15.8</b>

Max Fall Height	Fall Space Perimeter	Fall space Area
<b>3.2m</b>	<b>68m</b>	<b>285m<sup>2</sup></b>

Play Value
Climbing - <b>11</b>
Confidence - <b>2</b>
Overhead - <b>3</b>
Transitional - <b>8</b>
Slide - <b>1</b>

DECK HEIGHT	1300
DECK HEIGHT + DECK MAT	0520
LADDER	L
TIMBER INFILL	T/I
FALLING SPACE	—