



**PLAYGROUND  
& RECREATION  
EQUIPMENT**



Welcome to the Playco catalogue, we hope you enjoy choosing from the many configurations enclosed and please remember our design teams can create exciting playground options to fit your specific requirements and budget. 0800 764676  
[www.playco.co.nz](http://www.playco.co.nz)

Our International Partners

*ProLudic*

## CONTENTS:

Introduction	1 - 6
Pre-School	7 - 11
Junior	12 - 16
Senior	17 - 22

### Components:

Dynamic Challenge	23 - 26
Swings	27 - 28
Health & Fitness	29 - 32
Panels & Activities	33 - 34
Decks & Roofs	35 - 36
Overheads	37 - 40
Access	41 - 44
Transitional	45 - 48
Springy's	49 - 52
Slides	53 - 54

	55 - 58
ProLudic	59 - 62

Services	63 - 64
Sales Process	65
Playco Warranty	66







3

4



**100% New Zealand Made**  
Playco is a family-owned New Zealand company that has been operating since 1986. We employ individuals who are passionate about the benefits of play and believe there is no-one better qualified to understand exactly what Kiwi kids need.



**Clean and Green - New Zealand Materials**  
Playco has adopted a Pride Policy by using New Zealand grown and supplied materials in the making of Playco's equipment, where possible. We use home-grown suppliers where we can to support our local communities. Our timber only comes from sustainable-yield forestry. Our suppliers have a policy to replant forest areas within one year of harvest and guarantee that for every tree that is felled at least three saplings are planted.



**Safety Certification**  
Playco is NZS5828:2015 Playground and Surfacing Equipment certified. All Playco designs are manufactured to meet and exceed New Zealand safety standards. All Playco quotations are supplied complete with independent confirmation that we meet this standard.



**Playground Fundraising**  
Playco can support your playground plans by helping you to tap into the millions of fundraising dollars readily available in support of playground projects in New Zealand. We can give you immediate access to funding providers, and assist you with easy-to-implement fundraising ideas to get you started.



**Our Commitment**  
At Playco our philosophy is to design and build state-of-the-art playgrounds that continuously challenge and delight Kiwi kids as they play. We are proud to offer safe, innovative play environments that maximize the outdoor fun experience. With manufacturing and sales offices in Auckland and support staff in Christchurch, backed by a team of nationwide representatives, you'll find the collective experience of Playco's design team and consultants invaluable when building your next playground.



**Terms & Conditions**  
Our Terms and Conditions are available on our website [www.playco.co.nz](http://www.playco.co.nz) and supplied prior to acceptance of supply of our products. They offer a comprehensive agreement around our products and services and ensure we do exactly as we promise.



## Playco Quality Assurance

When Playco was established in 1986, telegraph pole-style adventure playgrounds were in vogue and safety standards were less robust than they are today. As we evolved, we set about designing innovative play equipment built to higher safety specifications, setting the standard for playground construction in New Zealand.

### Playco quality standards

- Highest quality H5 grade timber posts.
- Almost all manufacturing materials sourced locally.
- Triple Check quality process system.
- Galvanised steel posts and components.
- Highest quality paint finish system.
- Fully compliant to NZ Safety Standards.
- Stainless steel fasteners.
- Comprehensive no surprises quotes.
- In house CAD designers.
- Free on site consultations.
- Staff is fully site safety trained.
- Products independently engineered.
- Designs are structural engineer inspected and approved.
- Designs independently certified to NZ playground safety standards NZS5828:2015.
- In-house level 3 (highest available) playground inspectors with the Register of Play Inspectors International, England.
- Each installation has a site specific safety plan issued and followed

### PLAYCO - New Zealand's Leading Playground Supplier

By maintaining our commitment to continuous product development and customer service over the last 30 years, Playco is now New Zealand's leading supplier of quality playground equipment. In association with our international partners Proludic

Playco has access to leading design and innovation technology to better fuel children's imagination and sense of adventure.

### Quality Statement

Playco undertakes its own stringent in-house quality programme. Our factory-based Triple Check system ensures the absolute quality of every single aspect of a playground's assembly. All of our products and services are constantly evaluated, from sales and management, right through to the final packaging and despatch of goods. Our goal is to continually achieve a quality assurance procedure that includes supplying durable, well-constructed, reliable products along with improvements to our installation methodologies. Underlying this is our best practice compliance to the New Zealand Playground Safety Standards NZS5828:2015, while also attempting to exceed future standard upgrades as these become applicable. Our playground equipment is regularly tested both in-house and in the field, and is independently inspected to be compliant to the most stringent safety and quality requirements.



## How to use the Playco Catalogue

Below are the symbols that represent the age range that will suit each category of playground, components and modules. Throughout the catalogue the symbols will be displayed alongside each playground to assist in choosing the correct equipment for your requirements.

**PRE-SCHOOL**  
SUITABLE FOR  
1-5 YEARS



**JUNIOR**  
SUITABLE FOR  
5-8 YEARS



**MIDDLE**  
SUITABLE FOR  
8-10 YEARS



**SENIOR**  
SUITABLE FOR  
10-12 YEARS



**DYNAMIC**  
SUITABLE FOR  
5 PLUS YEARS



**HEALTH**  
SUITABLE FOR  
14 PLUS YEARS





# Pre-School



Pre-School  
**1-5**  
years

## Pre-School

PLAYCO pre-school playgrounds cater for children aged 1 to 5. Easy access, low platforms, climbers, and slides offer younger aged children a safe playing and learning environment. Interactive play items develop coordination skills and allow socialisation with other children. Our themed components inspire children to engage their imaginations during play. We are New Zealand's tried and trusted specialists when it comes to playground construction and design, for children aged 1 to 5.

## Contact us

Playco has an in-house design team that will help you to create the perfect playground for your space and user profile. You can contact us on **0800 764676** Check out our wider range on [www.playco.co.nz](http://www.playco.co.nz)

**PRE101** = Product Code  
**Height** represents fall height  
**Area** represents total area required for play area  
**Capacity** is the recommended maximum child load  
**Activities** represents the active play elements  
**Floor Plan** black outline represents fall zone



	<p>Pre-School <b>1-5</b> years</p>	<b>PRE101</b>	Area 6m x 5.5m	
		Height 0.8m	Capacity 8	Activities 4



	<p>Pre-School <b>1-5</b> years</p>	<b>PRE102</b>	Area 10m x 7.5m	
		Height 1m	Capacity 20	Activities 8



	<p>Pre-School <b>1-5</b> years</p>	<b>PRE103</b>	Area 9m x 7m	
		Height 1.3m	Capacity 25	Activities 9



7

8



**PRE104** = Product Code  
**Height** represents fall height  
**Area** represents total area required for play area  
**Capacity** is the recommended maximum child load  
**Activities** represents the active play elements  
**Floor Plan** black outline represents fall zone




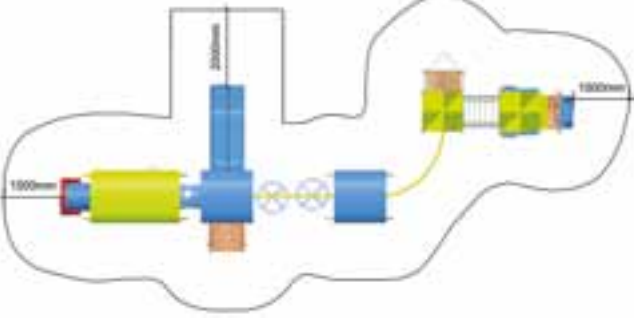
		<b>PRE104</b> Area 11m x 7m	
		Junior 5-8 years Pre-School 1-5 years	Height 1m Capacity 24 Activities 7


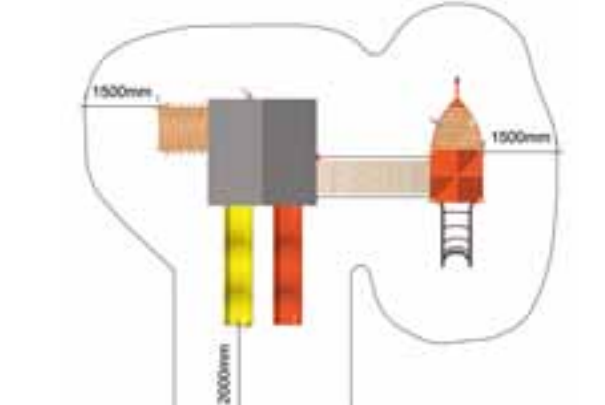
**PRE107** = Product Code  
**Height** represents fall height  
**Area** represents total area required for play area  
**Capacity** is the recommended maximum child load  
**Activities** represents the active play elements  
**Floor Plan** black outline represents fall zone


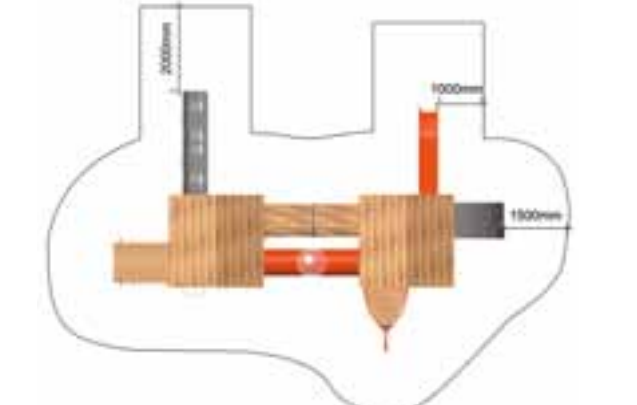


		<b>PRE107</b> Area 12m x 11.5m	
		Junior 5-8 years Pre-School 1-5 years	Height 1.8m Capacity 55 Activities 14

		<b>PRE105</b> Area 10.5m x 10m	
		Pre-School 1-5 years	Height 1.8m Capacity 45 Activities 14

		<b>PRE108</b> Area 17m x 9m	
		Pre-School 1-5 years	Height 1.8m Capacity 40 Activities 17

		<b>PRE106</b> Area 10m x 9m	
		Junior 5-8 years Pre-School 1-5 years	Height 1.3m Capacity 45 Activities 15

		<b>PRE109</b> Area 16m x 10m	
		Junior 5-8 years Pre-School 1-5 years	Height 1.5m Capacity 56 Activities 19



# Junior

**PRE110** = Product Code  
**Height** represents fall height  
**Area** represents total area required for play area  
**Capacity** is the recommended maximum child load  
**Activities** represents the active play elements  
**Floor Plan** black outline represents fall zone



		<b>Junior</b> <b>5-8</b> years	<b>Pre-School</b> <b>1-5</b> years	<b>PRE110</b> Area 21.5m x 9.5m Height 1.5m Capacity 50 Activities 22

		<b>Middle</b> <b>8-10</b> years	<b>Junior</b> <b>5-8</b> years	<b>Pre-School</b> <b>1-5</b> years	<b>PRE111</b> Area 16.5m x 14m Height 2.1m Capacity 75 Activities 30

11

12



**Junior**  
**5-8**  
 years

## Junior

Our Junior kid's playgrounds cater for children aged 5 to 8. Playco playground equipment is built for New Zealand children and conditions, and is designed to provide a fun learning environment, build co-ordination, confidence, and muscle strength. We are New Zealand's tried and trusted specialists when it comes to playground construction and design tailored specifically to children aged 5 to 8.

## Contact us

Playco has an in-house design team that will help you to create the perfect playground for your space and user profile. You can contact us on **0800 764676** Check out our wider range on [www.playco.co.nz](http://www.playco.co.nz)



**JUN201** = Product Code  
**Height** represents fall height  
**Area** represents total area required for play area  
**Capacity** is the recommended maximum child load  
**Activities** represents the active play elements  
**Floor Plan** black outline represents fall zone



**JUN205** = Product Code  
**Height** represents fall height  
**Area** represents total area required for play area  
**Capacity** is the recommended maximum child load  
**Activities** represents the active play elements  
**Floor Plan** black outline represents fall zone



		<b>JUN201</b>	Area 6.5m x 5.5m	
		Height 1.3m	Capacity 8	Activities 5

		<b>JUN205</b>	Area 14m x 11m	
		Height 2.1m	Capacity 30	Activities 15

		<b>JUN202</b>	Area 9.5m x 7.5m	
		Height 1.8m	Capacity 20	Activities 7

		<b>JUN206</b>	Area 11.5m x 9m	
		Height 2.1m	Capacity 40	Activities 11

			<b>JUN203</b>	Area 9.5m x 6m	
			Height 1.3m	Capacity 20	Activities 5



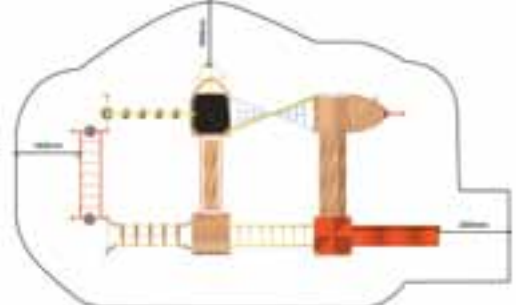
			<b>JUN207</b>	Area 12m x 11m	
			Height 2.1m	Capacity 55	Activities 16



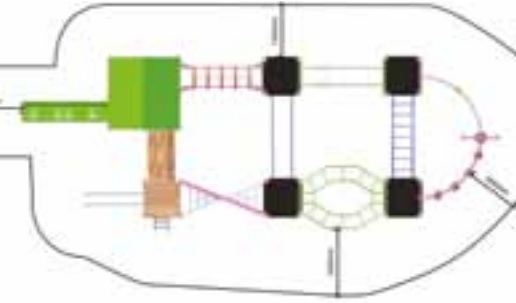
				<b>JUN204</b>	Area 12.5m x 9m	
				Height 2.1m	Capacity 45	Activities 13



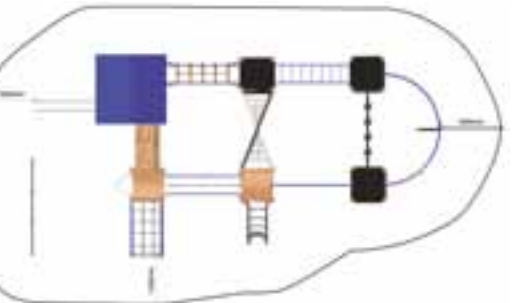
			<b>JUN208</b>	Area 13m x 8m	
			Height 2.4m	Capacity 40	Activities 13



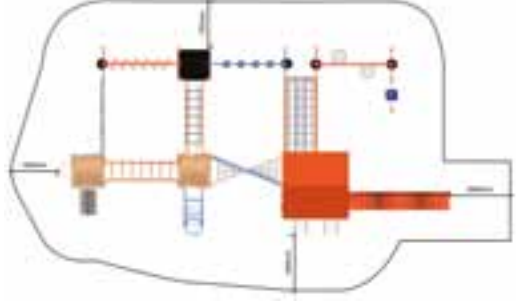




		<b>JUN209</b>	Area 14.5m x 9m	
		Height 2.1m	Capacity 50	Activities 17
				



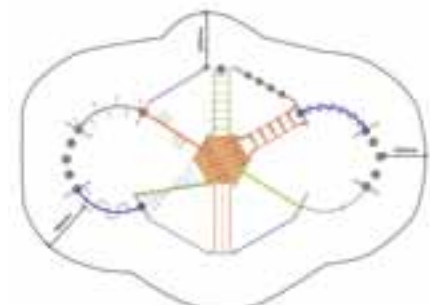
		<b>JUN210</b>	Area 17.5m x 8.5m	
		Height 2.1m	Capacity 70	Activities 14
				



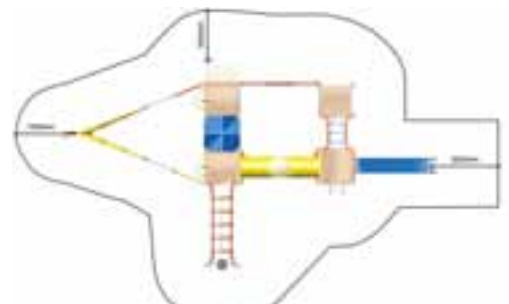
		<b>JUN211</b>	Area 16.5m x 9.5m	
		Height 2.1m	Capacity 80	Activities 14
				



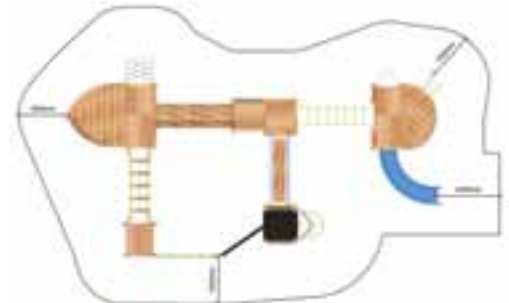
		<b>JUN212</b>	Area 16.5m x 9.5m	
		Height 2.1m	Capacity 80	Activities 22
				



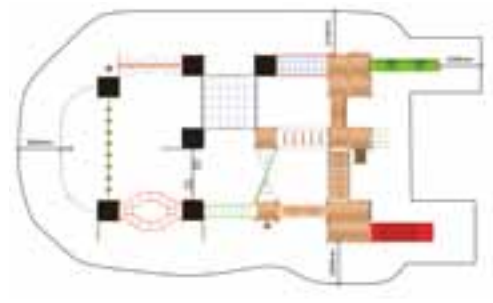
**JUN213** = Product Code  
**Height** represents fall height  
**Area** represents total area required for play area  
**Capacity** is the recommended maximum child load  
**Activities** represents the active play elements  
**Floor Plan** black outline represents fall zone



		<b>JUN213</b>	Area 15m x 11m	
		Height 2.4m	Capacity 80	Activities 23
				

		<b>JUN214</b>	Area 15m x 9.5m	
		Height 2.4m	Capacity 60	Activities 25
				

		<b>JUN215</b>	Area 16m x 10m	
		Height 2.1m	Capacity 70	Activities 20
				

		<b>JUN216</b>	Area 22m x 13.5m	
		Height 2.9m	Capacity 145	Activities 30
				






# Senior




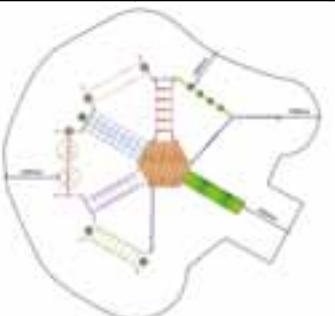
**SEN301** = Product Code  
**Height** represents fall height  
**Area** represents total area required for play area  
**Capacity** is the recommended maximum child load  
**Activities** represents the active play elements  
**Floor Plan** black outline represents fall zone



		<b>SEN301</b>			Area 8m x 8m
			Height 2.4m	Capacity 25	Activities 9
					

		<b>SEN302</b>			Area 8m x 7.5m
		Height 2.9m	Capacity 10	Activities 8	
					

		<b>SEN303</b>			Area 12m x 12m
			Height 2.4m	Capacity 50	Activities 15
					

		<b>SEN304</b>			Area 12.5m x 12m
			Height 2.4m	Capacity 45	Activities 13
					

Senior  
**10-12**  
 years

## Senior

Playco Senior kid's playgrounds cater for children aged 10 to 12. Our design team creates innovative concepts to challenge and exhaust the abundant energy present in older children. Our playground construction includes more advanced structures that excite, stimulate, and remind pre-teens about the joys of play. High climbing walls, dynamic action activities, and social spaces provide the fundamentals for children to continue their development.


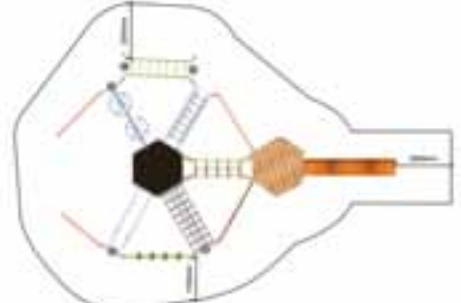
## Contact us


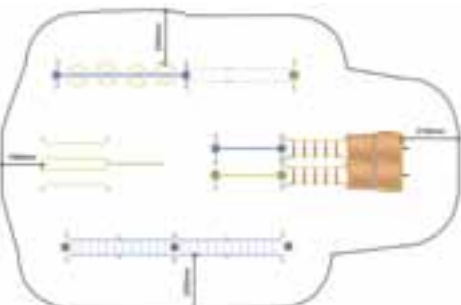
Playco has an in-house design team that will help you to create the perfect playground for your space and user profile. You can contact us on **0800 764676** Check out our wider range on [www.playco.co.nz](http://www.playco.co.nz)

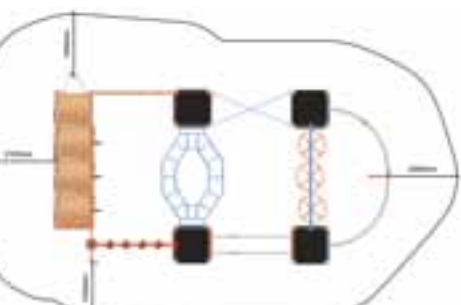



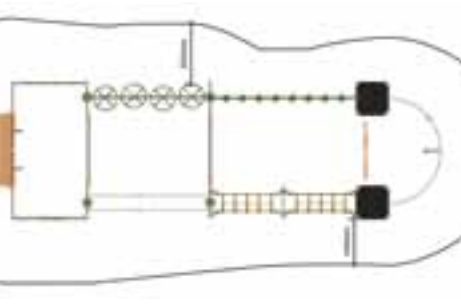
SEN305 = Product Code  
 Height represents fall height  
 Area represents total area required for play area  
 Capacity is the recommended maximum child load  
 Activities represents the active play elements  
 Floor Plan black outline represents fall zone




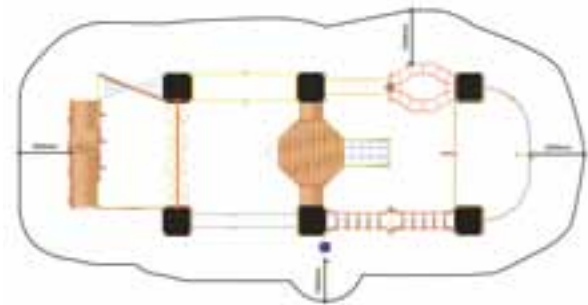
	<p>Junior 5-8 years</p> <p>Middle 8-10 years</p>	<p>Senior 10-12 years</p>	<p><b>SEN305</b></p>	<p>Area 16m x 11.5m</p>
	<p>Height 2.9m</p>			<p>Capacity 50</p> <p>Activities 14</p>
				


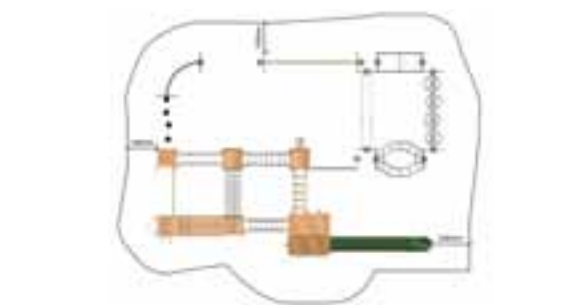
	<p>Middle 8-10 years</p>	<p>Senior 10-12 years</p>	<p><b>SEN306</b></p>	<p>Area 17.5m x 11.5m</p>
	<p>Height 2.4m</p>			<p>Capacity 60</p> <p>Activities 14</p>
				


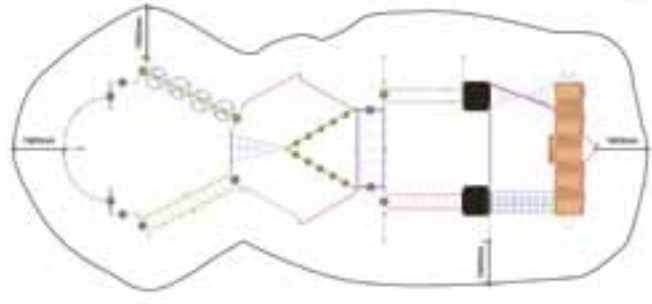
	<p>Middle 8-10 years</p>	<p>Senior 10-12 years</p>	<p><b>SEN307</b></p>	<p>Area 14m x 9.5m</p>
	<p>Height 2.9m</p>			<p>Capacity 70</p> <p>Activities 15</p>
				

	<p>Middle 8-10 years</p>	<p>Senior 10-12 years</p>	<p><b>SEN308</b></p>	<p>Area 19.5m x 9m</p>
	<p>Height 2.9m</p>			<p>Capacity 70</p> <p>Activities 15</p>
				



	<p>Middle 8-10 years</p>	<p>Senior 10-12 years</p>	<p><b>SEN309</b></p>	<p>Area 21.5m x 11.5m</p>
	<p>Height 2.9m</p>			<p>Capacity 130</p> <p>Activities 25</p>
				

	<p>Middle 8-10 years</p>	<p>Senior 10-12 years</p>	<p><b>SEN310</b></p>	<p>Area 19.5m x 15.5m</p>
	<p>Height 2.9m</p>			<p>Capacity 115</p> <p>Activities 21</p>
				

	<p>Middle 8-10 years</p>	<p>Senior 10-12 years</p>	<p><b>SEN311</b></p>	<p>Area 24.5m x 11m</p>
	<p>Height 2.9m</p>			<p>Capacity 105</p> <p>Activities 18</p>
				



**SEN312** = Product Code  
**Height** represents Fall Zone  
**Area** represents total area required for play area  
**Capacity** is the recommended maximum child load  
**Activities** represents the active play elements



# Cubes

			<b>SEN312</b>	Area 19m x 15m
			Height 3.2m	Capacity 140   Activities 26

		<b>CUB801</b>	Area 8m x 7.5m
		Height 2.4m	Capacity 22   Activities 8

Left side      Right side

			<b>SEN313</b>	Area 27.5m x 11m
			Height 2.9m	Capacity 115   Activities 22

		<b>CUB802</b>	Area 12.5m x 6.5m
		Height 2.1m	Capacity 42   Activities 13

		<b>CUB803</b>	Area 16.5m x 13.5m
		Height 2.9m	Capacity 70   Activities 26



# Components

# Dynamic Challenge

## Components

Are you looking for something special as a replacement for an old part of a kid's playground, or to add the 'wow' factor to a new commercial playground design? Playco has an extensive range of new playground components that all exceed the safety standards and offer hours of entertainment for playground users. Contact us today for a free quote for quality and durable playground components.

### Contact us

Playco has an inhouse design team that will help you to create the perfect playground for your space and user profile. You can contact us on **0800 764676** Check out our wider range on [www.playco.co.nz](http://www.playco.co.nz)



HOVER SPINNER



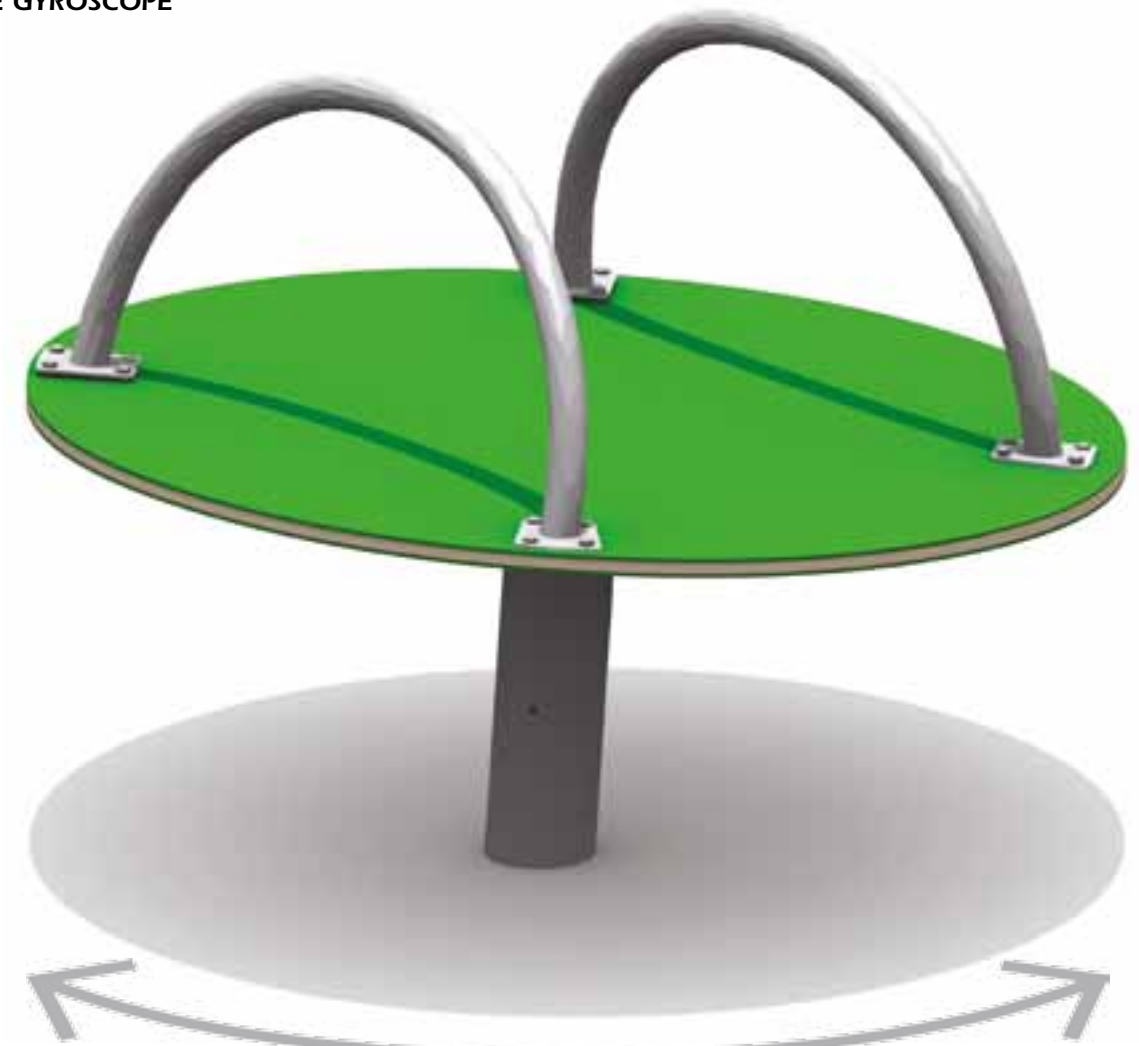
Suitable  
5+  
years

GYROSCOPE



Suitable  
5+  
years

LARGE GYROSCOPE



Suitable  
5+  
years



# Proludic

## Dynamic Challenge

AEROSPEED J2582M



Suitable  
5+  
years

AEROSKATE J2581M



Suitable  
5+  
years

WOK J2406



Suitable  
5+  
years

HIP HOP J2410



Suitable  
5+  
years

PLAYTIME J2404



Suitable  
5+  
years

RODEOBOARD J3501



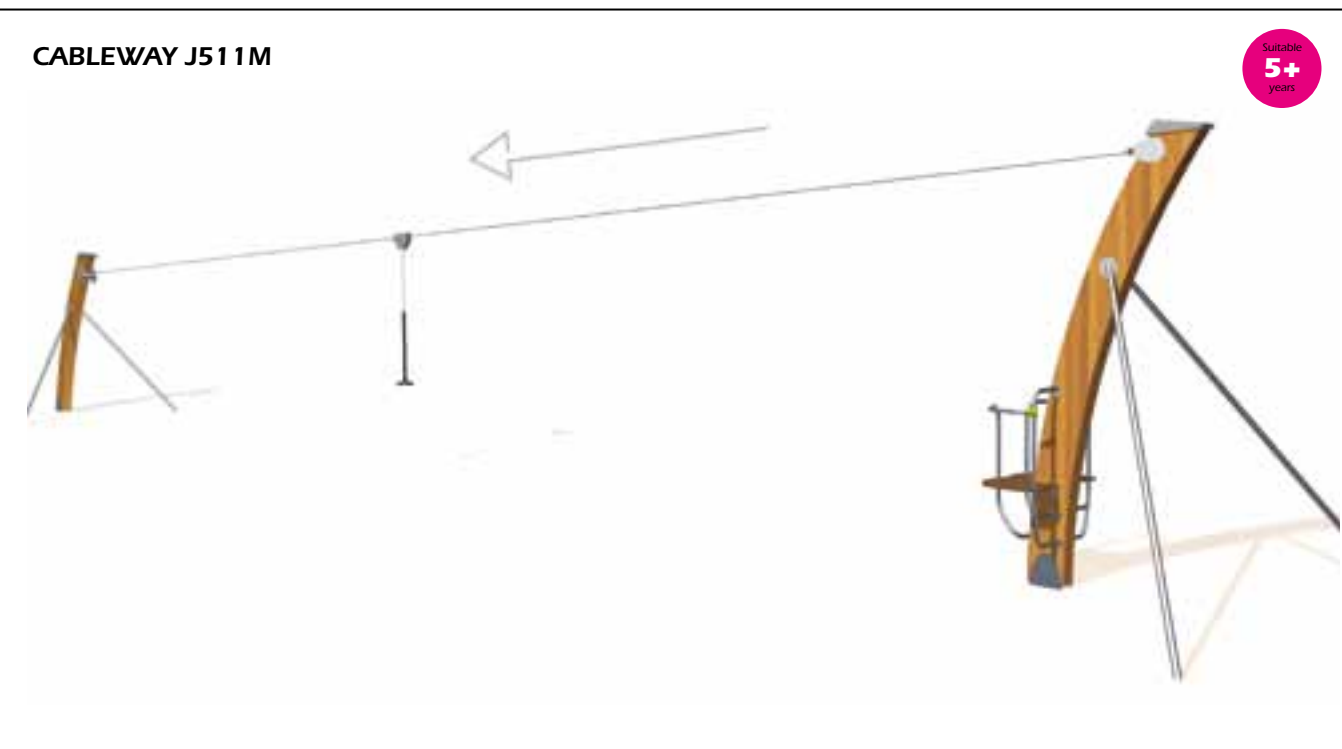
Suitable  
5+  
years

SPEED GYRO J2400



Suitable  
5+  
years

CABLEWAY J511M




Suitable  
5+  
years

DOUBLE SPRING PERCH J986



Suitable  
5+  
years

SKYSURF J3505



Suitable  
5+  
years




# Swings

**TODDLER SWING SEAT**




Pre-School  
**1-5**  
years

**INFANT SWING SEAT**



Pre-School  
**1-5**  
years

**RIGID SWING SEAT**



Junior **5-8** years  
Middle **8-10** years  
Senior **10-12** years

**REGULAR SWING SEAT**



Junior **5-8** years  
Middle **8-10** years  
Senior **10-12** years

**REGULAR ONE BAY + SINGLE**



Area 7.9m x 6m


**KRYPTONITE SINGLE**

Area 7.9m x 1.3m



**LOW RIDER**

Area 3m x 2.2m



Pre-School  
**1-5**  
years


**REGULAR ONE BAY**

Area 7.9m x 3m




**REGULAR SINGLE**

Area 7.9m x 1.3m



**KRYPTONITE TWO BAY**



Area 7.9m x 6m

**KRYPTONITE ONE BAY**

Area 7.9m x 3m



**KRYPTONITE BASKET**

Area 7.9m x 3m




**KRYPTONITE ONE BAY + SINGLE**

Area 7.9m x 4.8m



**KRYPTONITE HEXAGONAL**

Area 11.8m x 11.3m




**REGULAR TWO BAY**

Area 7.9m x 6m



**KRYPTONITE THREE BAY**





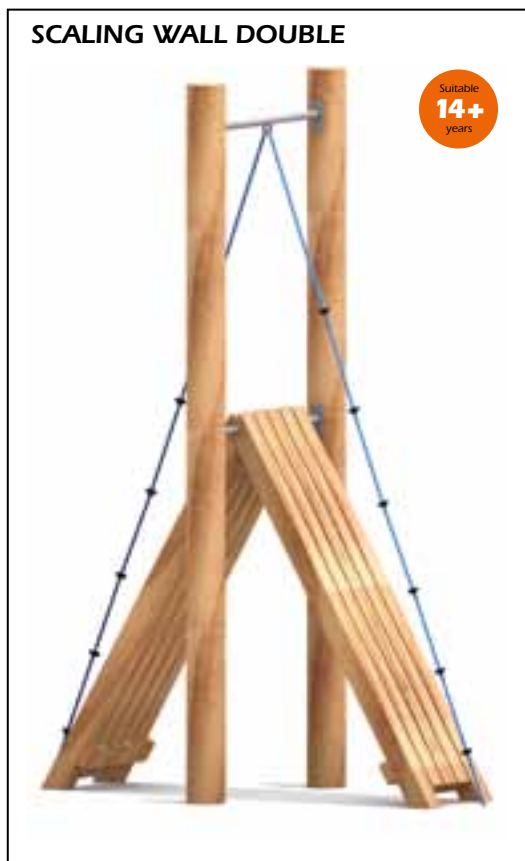
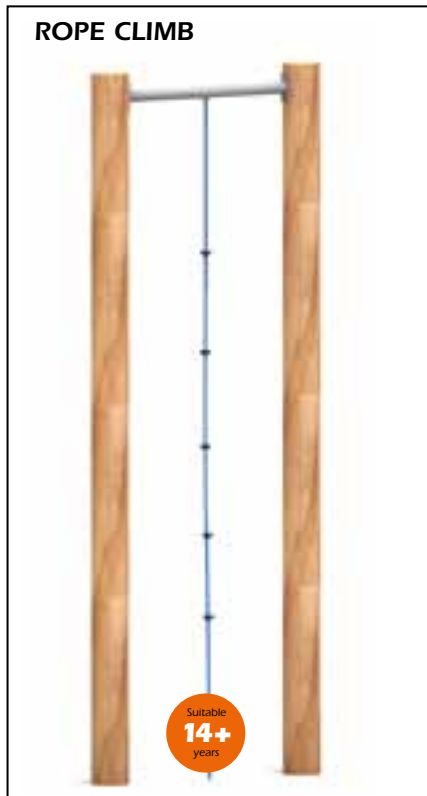
Area 7.9m x 9m





# Health & Fitness

This range of product is also available in metal.





# Proludic Fitness

**STREET WORKOUT J5200**

Suitable  
**14+**  
years



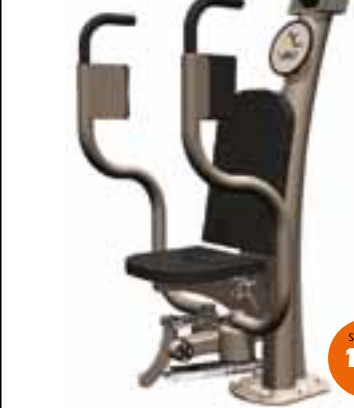
**STREET WORKOUT J5201**

Suitable  
**14+**  
years




**HYDRAULIC BUTTERFLY  
R37 UBX 208B**

Suitable  
**14+**  
years




**HYDRAULIC TRICEPS  
R37 UBX 244B**

Suitable  
**14+**  
years



**HYDRAULIC ROWING TRAINER  
R37 UBX 290B**

Suitable  
**14+**  
years



**HYDRAULIC LEG EXTENTION  
R37 UBX 298B**

Suitable  
**14+**  
years



**HYDRAULIC ARM  
R37 UBX 255B**

Suitable  
**14+**  
years



**HYDRAULIC STEPPER  
R37 UBX 292B**

Suitable  
**14+**  
years



**HYDRAULIC BENCH PRESS  
R37 UBX 293B**

Suitable  
**14+**  
years



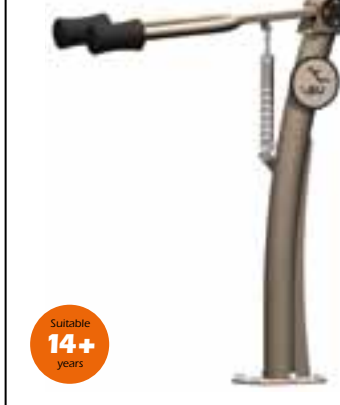
**AB BENCH  
R37 UBX 223B**

Suitable  
**14+**  
years



**HYDRAULIC SQUAT  
R37 UBX 217B**

Suitable  
**14+**  
years




**CHIN-UP DIP  
R37 UBX 224B**

Suitable  
**14+**  
years




**HYDRAULIC ABDOMINAL  
R37 UBX 211B**

Suitable  
**14+**  
years



**FULL HEIGHT  
KICK BOX  
R37 UBX 303B**




**HYDRAULIC SHOULDER  
PRESS R37 UBX 247B**

Suitable  
**14+**  
years



**HYDRAULIC CHEST PRESS  
R37 UBX 246B**

Suitable  
**14+**  
years



**HYDRAULIC HIGH PULLEY  
R37 UBX 248B**

Suitable  
**14+**  
years



**HYDRAULIC HIP TWISTER  
R37 UBX 258B**

Suitable  
**14+**  
years



**HYDRAULIC THIGH COMBO  
R37 UBX 218B**

Suitable  
**14+**  
years



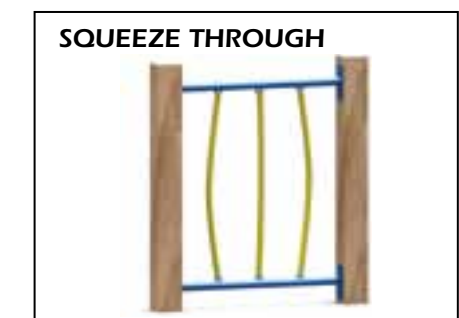

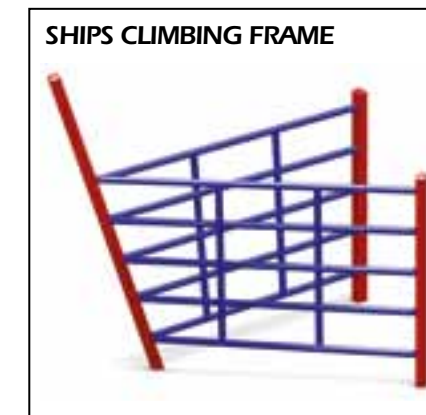


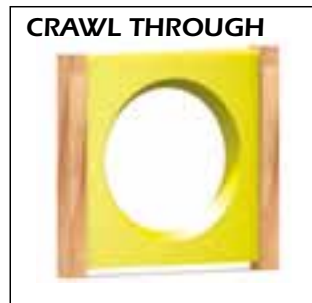

**HYDRAULIC LEG PRESS  
R37 UBX 215B**

Suitable  
**14+**  
years





# Panels & Activities





# Decks & Roofs

2 STOREY TOWER



QUAD DECK WITH LOG ROOF



DOUBLE DECK WITH LOG ROOF



SEAT & COUNTER



QUAD DECK WITH PAINTED ROOF



QUAD DECK WITH TIMBER ROOF



TRAIN ROOF



SHIPS PROW



OCTAGONAL DECK



PLASTIC ROOF



HEXAGONAL DECK



BALCONY DECK





# Overheads


AGILITY CLIMBER HORIZONTAL



AGILITY CLIMBER RADIAL



CATERPILLAR BARS RADIAL



CATERPILLAR BARS




CHIN UP BAR



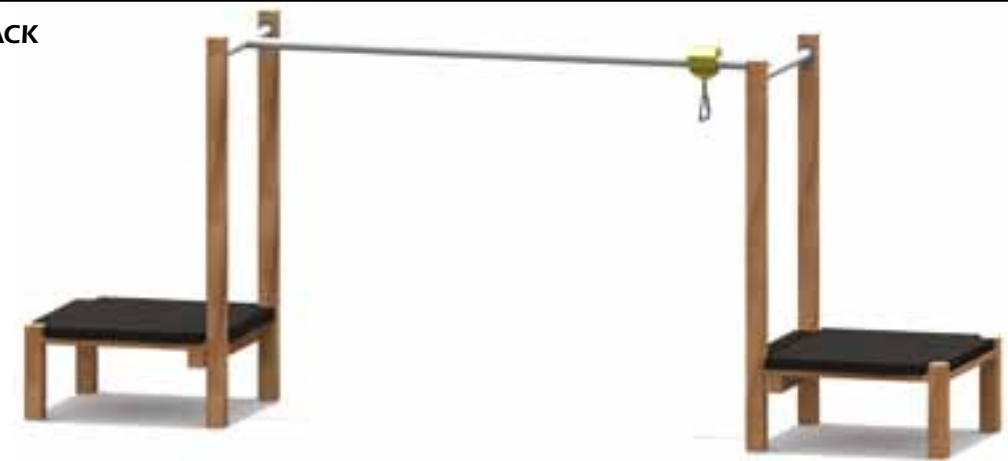
DELTA LOOPS RADIAL



FLYING TRACK FULL RADIAL



FLYING TRACK



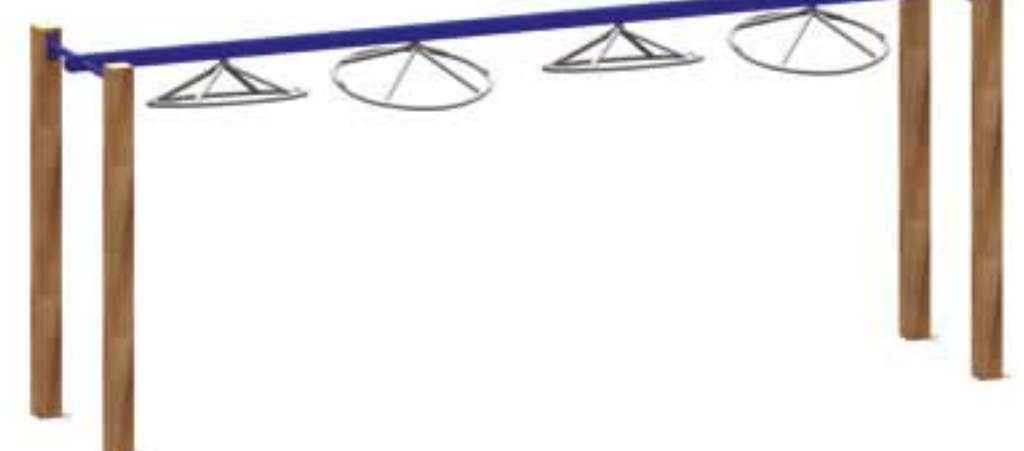
GLADIATOR RINGS



GYROFLING DOUBLE



GYROFLING QUAD







MONKEY BAR RADIAL



MONKEY BAR KRYPTON



GYROFLING TRIPLE



JUNGLE NET OVERHEAD



MONKEY BAR REGULAR



MONKEY BAR CIRCULAR



MONKEY BAR WAVE



SPIDER GLIDER



JUNGLE NET KYPTON








HAND OVER BAR





# Access

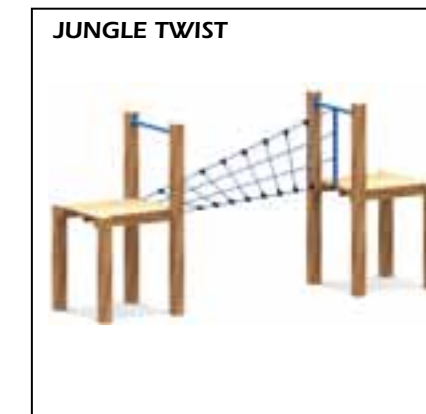
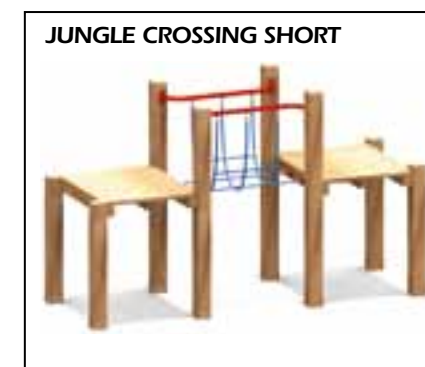

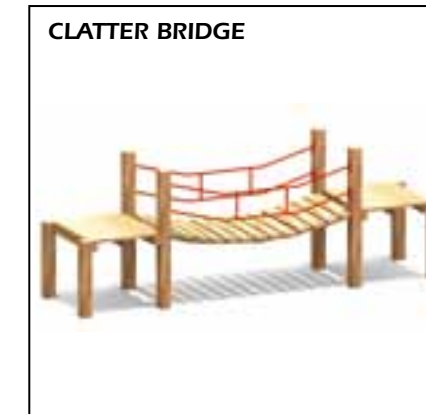
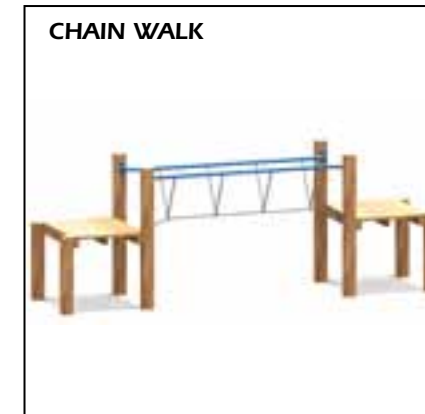
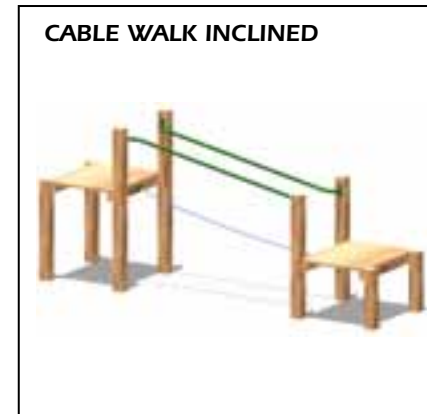









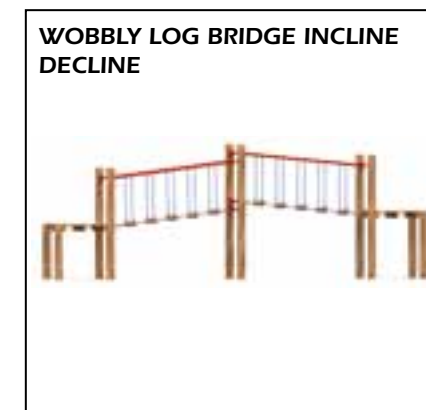
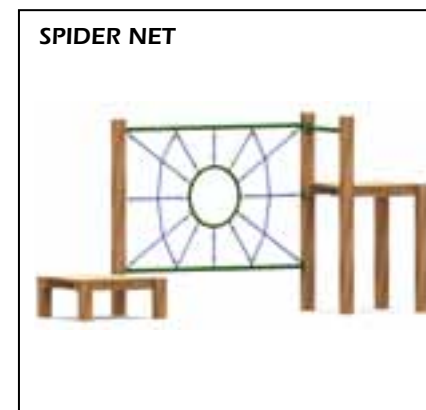

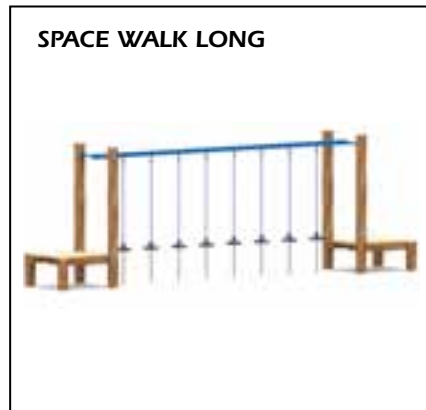
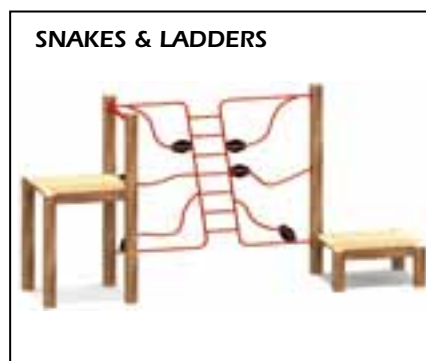
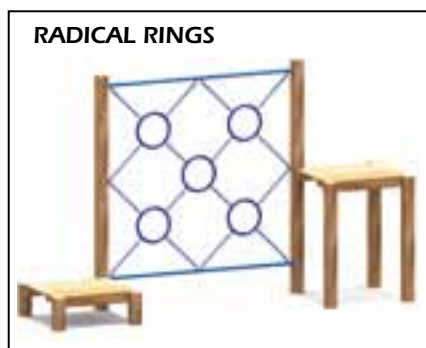
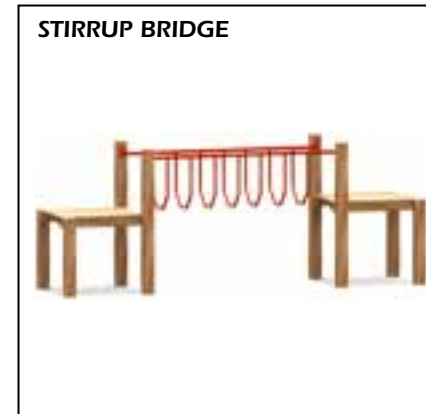
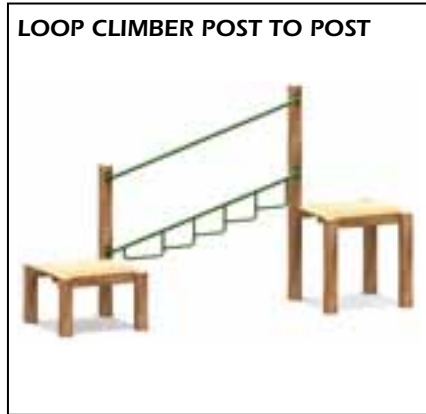




# Transitional









# Springy's



BOBCAT



SPRINGY WHALE



HIPPO



RACING CAR



ROCKING WHALE SEESAW



SPRINGY BOAT



4 SEATER SEESAW



REGULAR SEESAW



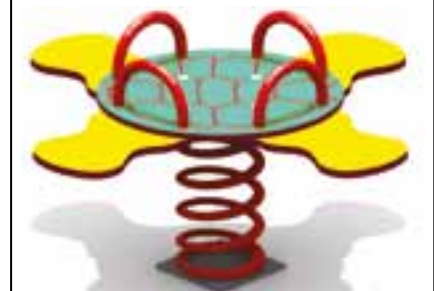
SKATEBOARD



SURFBOARD



SPRINGY TURTLE





# Proludic Springy's

CYCLO THE BIKE J828



SCOTTY THE SCOOTER J829



FREDDIE THE FROG J867



ALF THE ALIEN J863



HATTIE THE HELICOPTER J836



DANNY THE DOLPHIN J822



THE FALLING STAR J839



HENRY THE HORSE J819



TOMMY THE TRACTOR J865



TWINY THE CAR J834



SALLY THE STRAWBERRY J860



PORKY THE PIG J841



FRANKIE THE FISH J821

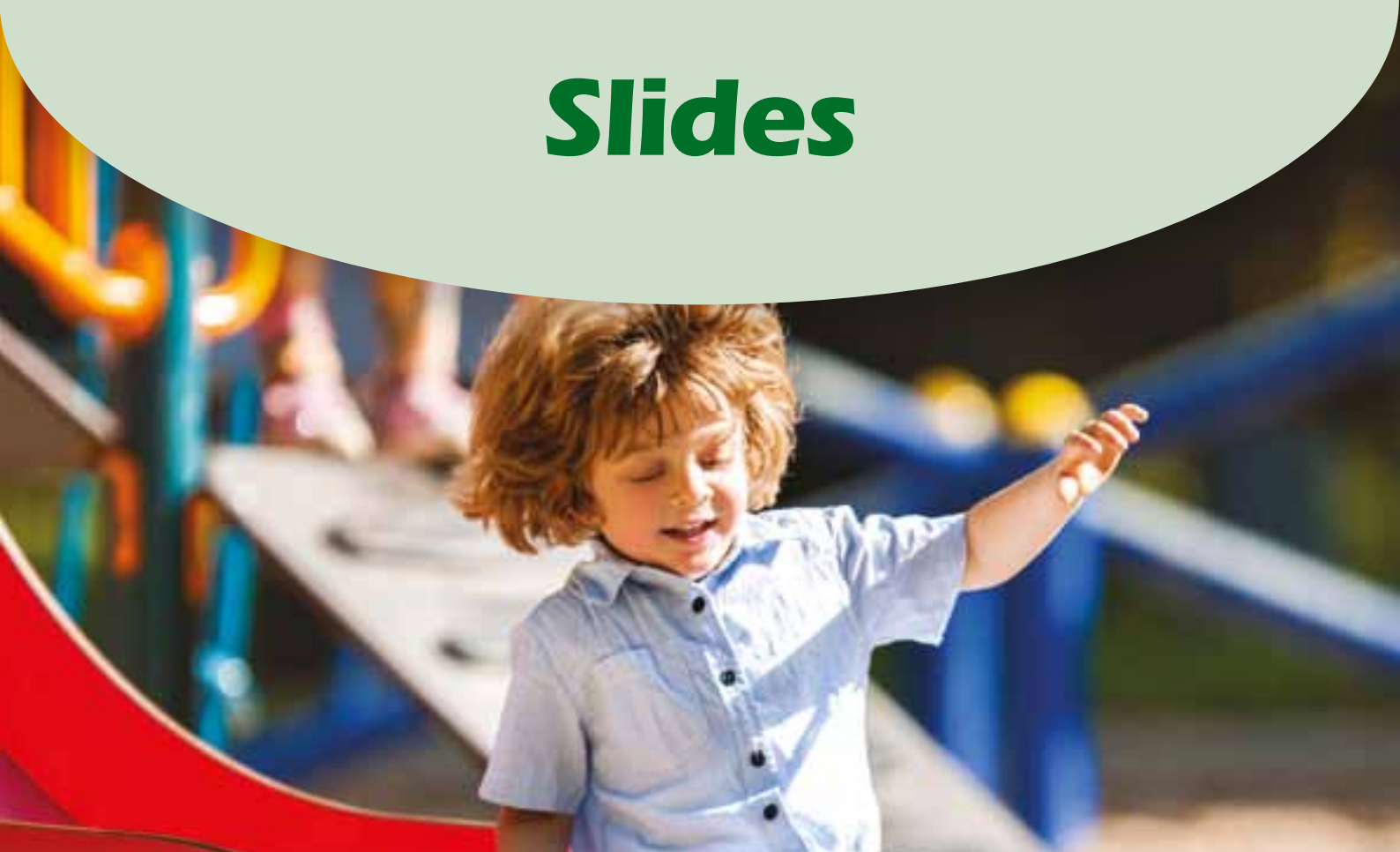


PETRA THE PUPPY J855





# Slides



SLIDE 1 CURVED SLIDE .8m



SLIDE 2 CURVED SLIDE 1.3m



SLIDE 3 STRAIGHT SLIDE 1m



SLIDE 4 STRAIGHT SLIDE 1.3m



SLIDE 5 CATERPILLAR SLIDE 1.3m



SLIDE 6 CATERPILLAR SLIDE 1.8m



SLIDE 7 STRAIGHT SLIDE 1.5m



SLIDE 8 DOUBLE SLIDE 1m



SLIDE 9 DOUBLE SLIDE 1.3m



SLIDE 10 SPIRAL SLIDE 1.5m



SLIDE 11 TUBE SLIDE 1.8m





## Proludic

Playco is pleased to offer Proludic to the New Zealand market, globally its reputation is second to none and they offer the most attractive and innovative playground modules, independent play items and youth and fitness products. They pride themselves on creating play value that offers engagement and appeals to children of all ages.

Their creativity, know-how and experience enable them to propose unique design solutions that meet the needs of both the users and those tasked with maintaining the facilities.

## Contact us

Playco has an inhouse design team that will help you to create the perfect playground for your space and user profile.

You can contact us on **0800 764676** Check out our wider range on [www.playco.co.nz](http://www.playco.co.nz)

### RECYCLING TRUCK J2684



Wheelchair access

LEFT

RIGHT

### DIABOLO J38200



Wheelchair access

### BIIBOX J45416





ADVENTURE TREE HOUSE J2687

Pre-School 1-5 years Junior 5-8 years Middle 8-10 years Senior 10-12 years



ADVENTURE TEMA J4061

Pre-School 1-5 years



ORIGIN J4932

Pre-School 1-5 years Junior 5-8 years Middle 8-10 years



IXO J2578

Junior 5-8 years Middle 8-10 years Senior 10-12 years



VIVAREA J3358

Pre-School 1-5 years Junior 5-8 years Middle 8-10 years



IXO J2523

Middle 8-10 years Senior 10-12 years




TIBOO J3952

Pre-School 1-5 years



KIDZY J5510

Pre-School 1-5 years Junior 5-8 years



ORIGIN J4934

Pre-School 1-5 years Junior 5-8 years



ADVENTURE J38503

Pre-School 1-5 years Junior 5-8 years



DIABOLO J38108

Pre-School 1-5 years Junior 5-8 years Middle 8-10 years




KANOPE J5611

Junior 5-8 years Middle 8-10 years Senior 10-12 years



EURO TRAMP R34 ETP 500



PLAY HUT J254

Pre-School 1-5 years



TIBOO J3954

Pre-School 1-5 years





# Services

Playco is your one-stop-shop when it comes to providing a safe, compliant play area. All of our playground equipment complies with NZ playground safety standards. From school playgrounds to council play areas including excavation, shade sails and surfacing, we have the expertise and extensive network of providers to get the job done on time and to budget.

## Installation

Playco has an excellent record for playground equipment installation. We have an in-house installation team plus a network of experienced sub-contractors operating throughout New Zealand. Our Playco Project Manager will keep you fully informed during the project, from manufacturing all the way through to installation. Contact us today to find out why we are NZ's number one choice for commercial outdoor play equipment installation.

## Shade Sails

Playco designs and supplies sun shade for playgrounds. We have a range of shade sails and commercial playground canopy options to choose from. All our shade sails are manufactured by our suppliers to withstand New Zealand conditions and have passed their stringent quality controls. We can supply a free quote that can include installation costs, and offer an excellent after-sales service.



## Playground Surfacing

We supply and install a wide range of playground surfaces (flooring) that are durable and impact absorbing. We supply softfall that has been specifically designed for the rough and tumble of commercial playgrounds. Our suppliers set high standards for safety with all their playground surfacing and equipment.

## Playground Audit

If you look at your local council park, school, pre-school or childcare centre you will more than likely find a Playco playground. We have built a reputation over the past 30 years for playground design and installation excellence, and it is this that makes Playco uniquely qualified to carry out playground audits. All of our commercial playground equipment surpasses NZ playground safety standards, and we know what constitutes safe play in New Zealand. Contact us today to find out how we can prepare a playground audit report for your playground.

## Contact us

Playco has an inhouse design team that will help you to create the perfect playground for your space and user profile. You can contact us on **0800 764676**  
Check out our wider range on [www.playco.co.nz](http://www.playco.co.nz)





# Sales Process

## Free On-Site Meeting

We will meet you on-site to review and survey the space available together with a full consultation around your actual requirements.

- Age group of users
- Number of users
- Budget constraints
- Equipment musts
- Fund-raising support & opportunities
- Critical safety factors
- Environmental factors

## Free Design Work

We will email design options with full colour CAD drawings including site specific data inclusive of minimum safety parameters. These designs will be easily recognized relative to your site, and will include 3D images for clear viewing of all the products in an 'as supplied' perspective. Drawings will show minimum falling spaces, equipment clearance measurements, and height of equipment.

## Free Quotations

We will email comprehensive quotations including all costs to see your project completed from start to finish. This might be a full Turn-Key quote, one which accommodates a Working Bee, or even just a quote for the supply of components. The quotations are tailor-made for each project and can include all site works, product supply, installation, sandpits, shade sails, edging and softfall. All quotations include related information, the specific certification showing compliance to the New Zealand Playground Safety Standards NZS5828:2015, a listing of all items included, approximate weight and size of all individual items, the fall height of items plus information specific to your organisation.

## Supply and Installation

We will liaise with you directly on delivery dates and the playground will arrive carefully packed to ensure it is in pristine condition. Our installer will most often deliver the playground or will meet the playground on arrival to ensure your order is correct. Our installers undertake full site safety checks to ensure the safety of your site and all individuals who enter the site. A final check is made to ensure full compliance to New Zealand playground safety standards.

## Manufacturing of your playground

Your playground is manufactured in the relevant sections of our purpose-built factory, then preassembled ensuring all components are included. Our Triple Check quality programme checks each element of production together with components throughout the manufacturing process.

## After Sales Service

We ensure that your playground has been installed correctly and proudly stand behind our products with a comprehensive warranty. You will be given a maintenance manual to ensure your playground remains in a good working condition for the life of the play area. Touch-up paints and spare parts can be supplied if required.

## Contractual Supply

When you are ready to order your playground you will be given a supply contract outlining exactly what you will receive. We will liaise closely with you on the delivery times and completion of all site-specific requirements.



# Playco Warranty



## Playco Warranty

**Limited 50 Year Warranty** – On all stainless steel structural posts, against structural failure due to corrosion or deterioration from exposure to weather.

**Limited 25 Year Warranty** - On all structural posts, H5 timber and hot dipped galvanised steel, against structural failure due to corrosion or deterioration from exposure to weather.

**Limited 20 Year Warranty** - On stainless steel fasteners, against structural failure due to corrosion.

**Limited 10 Year Warranty** - on all structural components, including rotational moulded plastic products against deterioration due to rot or insect attack, and against structural failure due to rusting in steel components.

**Limited 10 Year Warranty** - on all cable rope, against structural failure.

**Limited 5 Year Warranty** - on all paint finishes against fading.

**Limited 2 Year Warranty** - full functioning of all components that employ moving parts, including springs, spinners and swing seats.

## Conditions Of Warranty

Warranties apply from date of original invoice. They exclude acts of vandalism, products tampered with, modified, altered or repaired by anyone not pre approved by Playco, damage caused by machinery, automobiles and park maintenance equipment, abnormal use, cosmetic deterioration due to normal wear & tear, abnormal climate conditions (e.g. high acid content, volcanic activity, extreme exposure to marine environments etc), change in physical environment (e.g. rising water table etc), acts of god, damage caused by neglect where the onset of a defect should have been identified through the implementation of a routine inspection and/or maintenance programme. Warranty also excludes minor warping or longitudinal surface blemishes in timber components that do not lead to functional integrity of the component being affected.

For a period of two years from the date of original invoice Playco will replace or repair any faulty components at their expense. After two years any costs relating to the removal and refitting of components will be at the client's expense. Playco reserves the right to replace or repair damaged components in an appropriate manner. Aspects of this warranty may become invalid if a kitset and Working Bee structures are not installed according to manufacturer's instructions.







[www.playco.co.nz](http://www.playco.co.nz)

**Playco Equipment Limited**

**P** 0800 76 46 76 **P** 09 4122247

PO Box 548 Kumeu 0841 Auckland New Zealand