



3+



17



1,37m



1 = 6,9m 2 = 2,16m 3 = 3,05m



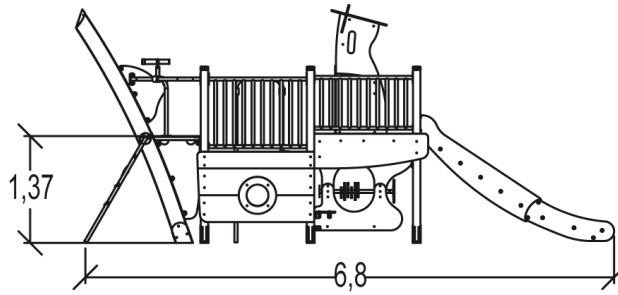
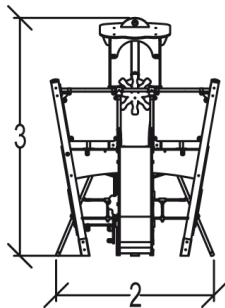
Motor disability



Sensorial disabilities



Learning disabilities



Play value : 9

role play



x1

sliding



x1

meeting



x1

resting



x1

handling



x1

hiding



x1

tactile stimulation



x1

visual stimulation

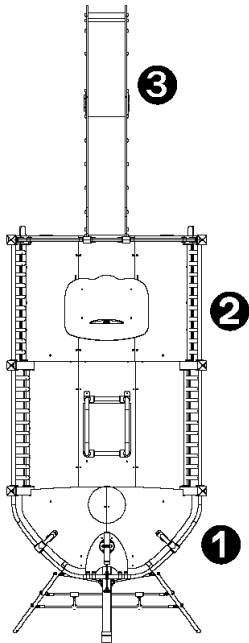


x1

climbing



x1

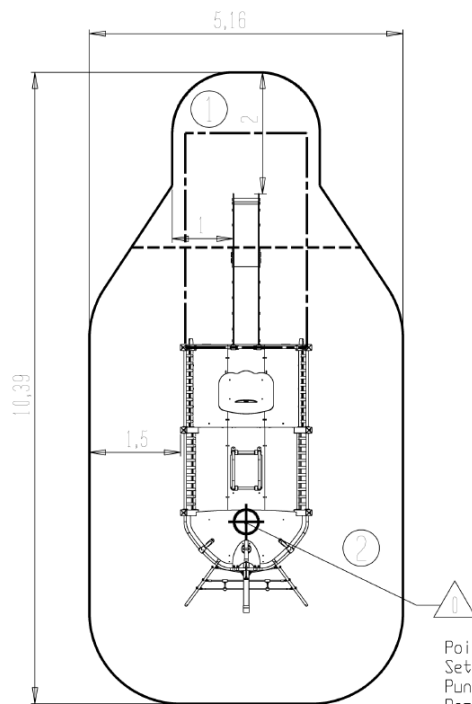


- ❶ LA PROUE
- ❷ LA POUPE
- ❸ TOBOGGAN INOX

Installation of equipment

Impact area =

- Impact area
- Free space



Point de Référence
Setting Out Point
Punto de referencia
Bezugspunkt

1	1m	7,5m ²
2	1,37m	37,5m ²



2



32h00



0.5m³



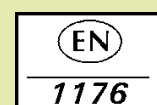
45m²



777kg



33kg



Proludic

0000-00-00