



2-6



22



0,6m




1 = 11,32m 2 = 1,51m 3 = 1,75m



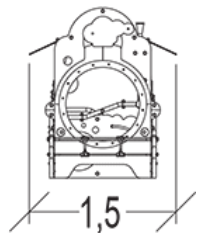


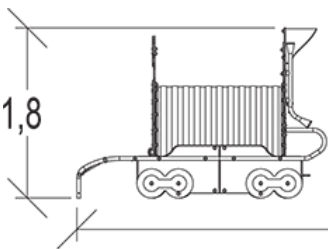

Motor disability



Sensorial disabilities



Learning disabilities



11,3

1,5

Play value :

28

role play



x4

meeting



x4

resting



x3

handling



x4

crawling



x1

hiding



x1

taking shelter



x1

thinking



x3

sound stimulation



x1

tactile stimulation



x1

visual stimulation



x3

climbing

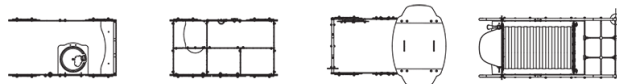


x1

getting across



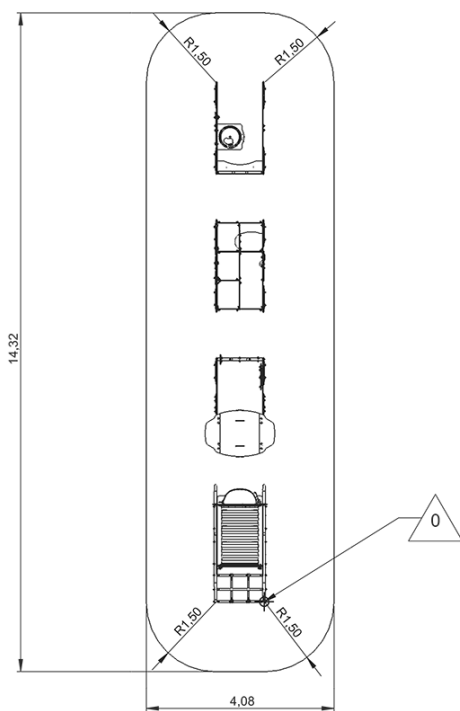
x1



Installation of equipment

Impact area =

- Impact area
- Free space



1	0,6m
57m ²	

2	10h00	0.6m³	57m²	467kg	16kg		0000-00-00