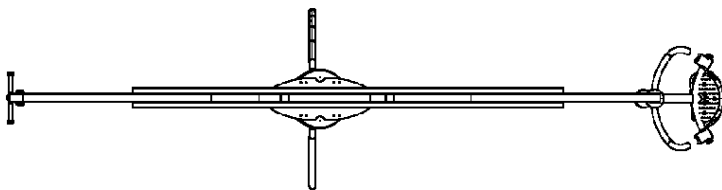




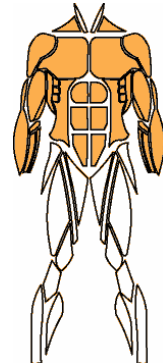
1=5.4m 2=0.72m 3=3.4m



If installed onto wetpour safer surfacing, we recommend a NON-FINES CONCRETE BASE.



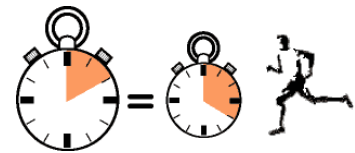
MUSCULAR STIMULATION



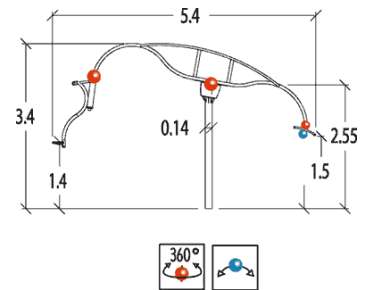
INTENSITY OF EFFORT



ENERGY EXPENDITURE



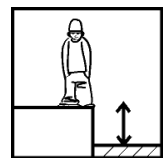
DIMENSIONS & MOVEMENTS




OTHER INFORMATION



2 players



HCL= 2.35m



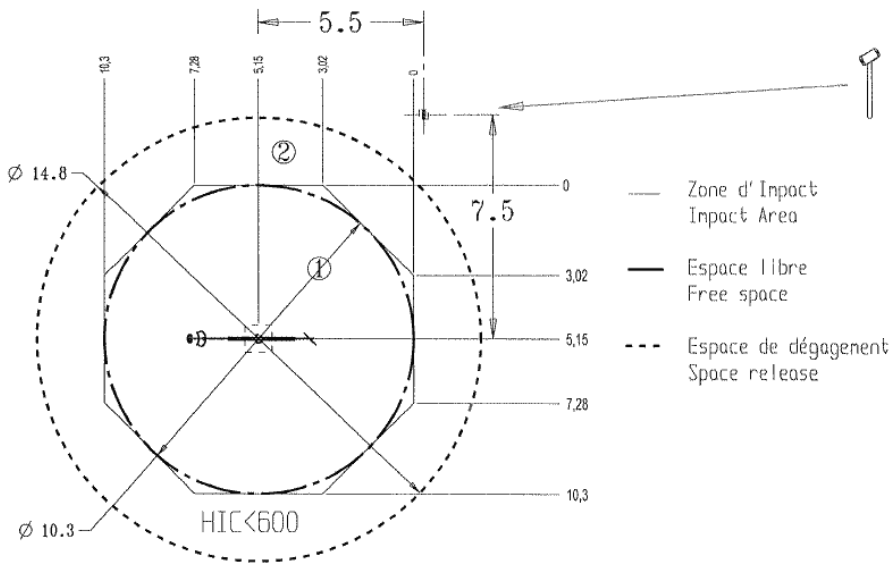
12+

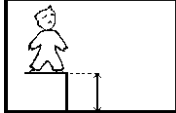
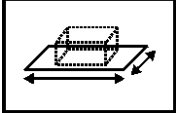
Installation of equipment

Impact area =


———— Impact area

- - - - Free space



	
①	2.35m
②	<0.6m
	88m²
	84m²

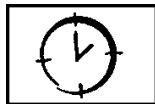
INSTALLATION



0.6m³



2



03h00



Lifting equipment
required

CERTIFICATIONS

