



2+



25



1,37m



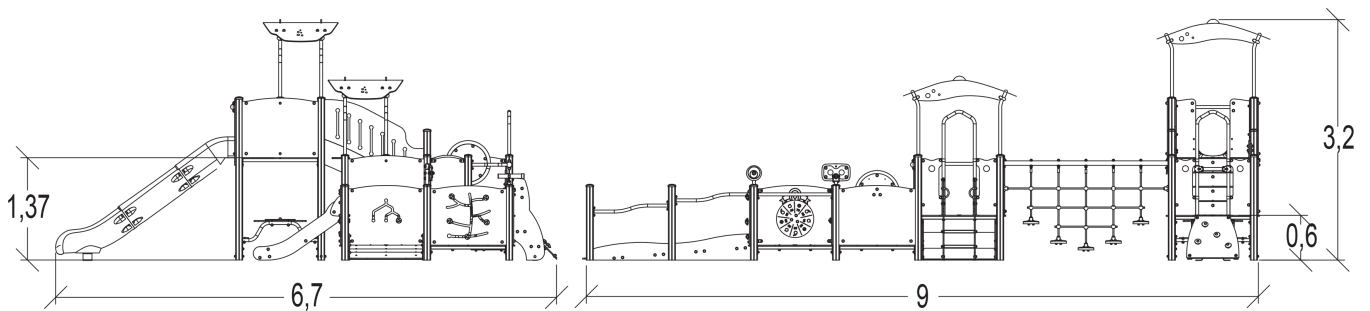
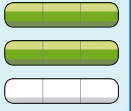
1 = 9,2m 2 = 6,7m 3 = 3,2m



Motor disability

Sensorial disabilities

Learning disabilities



Play value :

15

climbing



x1

sliding



x1

handling



x9

balancing



x1

climbing



x1

meeting / role play

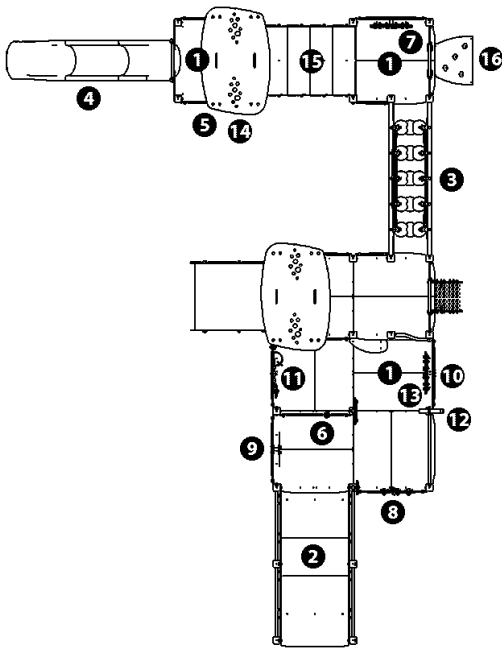


x1

hiding / resting



x1

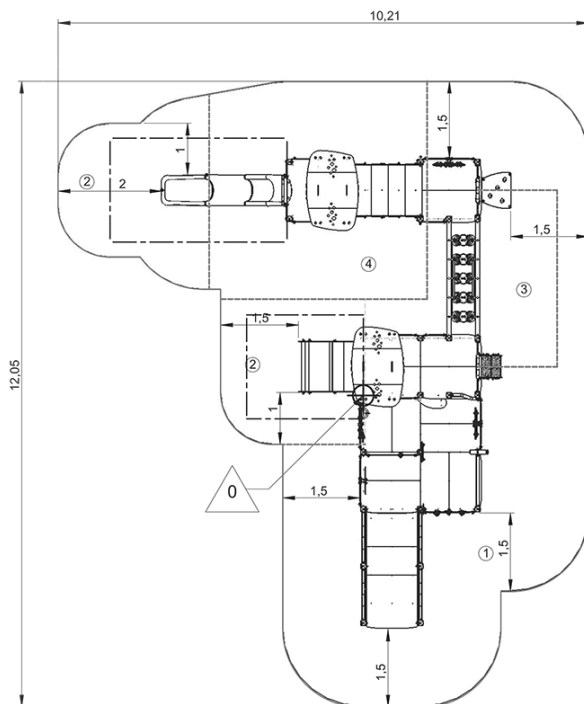


- ❶ Square platform
- ❷ Access ramp
- ❸ Floating steps
- ❹ Polyethylene slide H: 1.37m
- ❺ Play table
- ❻ 'Maze' board
- ❼ Pinball panel
- ❽ Flower panel
- ❾ Lottery Panel
- ❿ The Pachinko Play Panel
- ⓫ Triple play panel
- ⓬ Telescope
- ⓭ Coloured binoculars
- ⓮ Spinning disc
- ⓯ Steps
- ⓰ Slope

Installation of equipment

Impact area =

- Impact area
- Free space



1	0,6m	41m ²
2	1m	16m ²
3	1,3m	8,5m ²
4	1,37m	17,5m ²



3



55h00



0.96m³



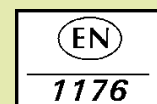
83m²



1391kg



-



Proludic

0000-00-00