



3+



17



2,8m



1 = 9,26m 2 = 5,8m 3 = 3,32m



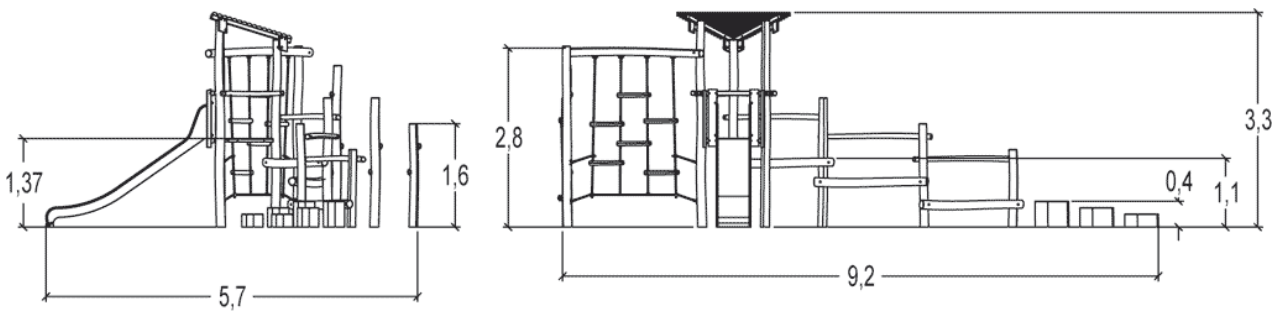

Motor disability



Sensorial disabilities



Learning disabilities



Play value : 11

climbing



x1

role play



x1

sliding



x1

meeting



x1

balancing



x2

taking shelter



x1

climbing

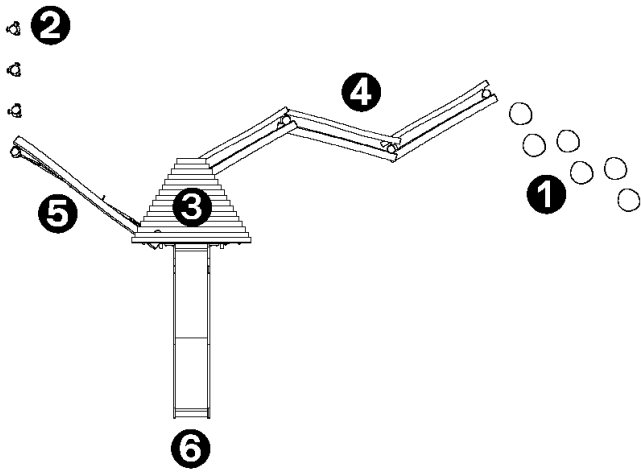


x1

getting across



x3

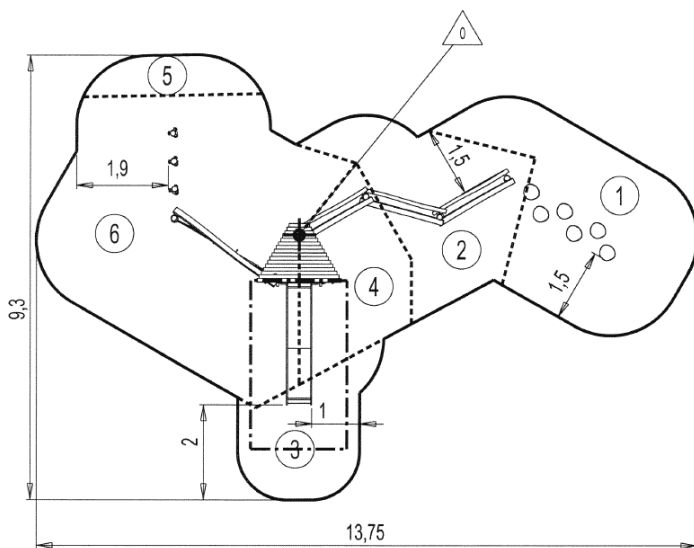


- 1 Japanese steps
- 2 Climbing posts
- 3 Platform Ht: 1.37m
- 4 Log walkway
- 5 Log ladder net
- 6 Slide Ht: 1.37m
- 7 Roof

Installation of equipment

Impact area =

- Impact area
- Free space



1	0,6m	14,5m ²
2	0,86m	10,5m ²
3	1m	6m ²
4	1,37m	7,5m ²
5	1,7m	2,5m ²
6	2,8m	28,5m ²

2

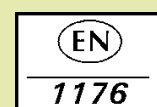
10h50

0.58m³

66.5m²

1039kg

400kg



2013-07-29