



3+



26



0,6m



1 = 2,65m 2 = 17,08m 3 = 1,59m



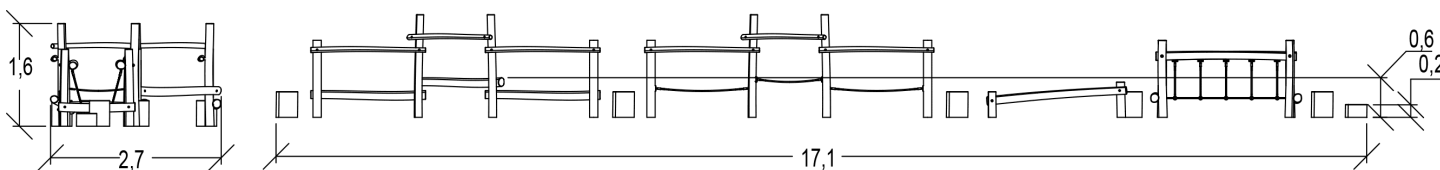

Motor disabilities



Sensorial disabilities



Learning disabilities



Play value : 10

balancing

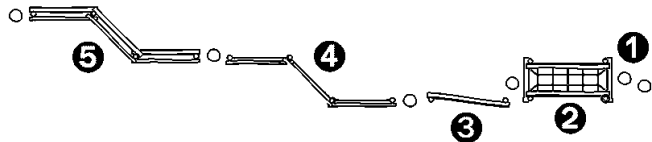


x5

getting across



x5

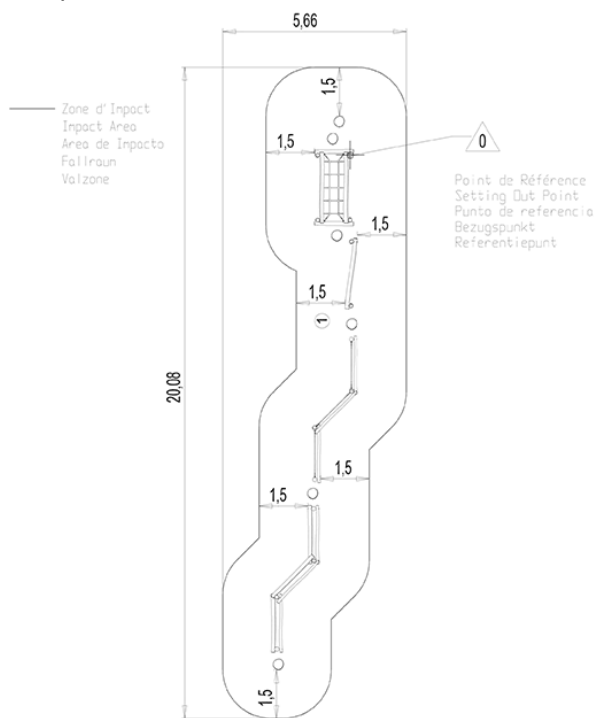


- ① Japanese steps
- ② Suspended net
- ③ Balance Beam
- ④ Walkway
- ⑤ Log walkway

## Installation of equipment

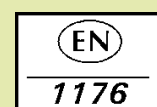
Impact area =

- Impact area
- Free space



1	0,6m	75m <sup>2</sup>

2	07h00	1.28m <sup>3</sup>	75m <sup>2</sup>	882kg	400kg



0000-00-00