



3+



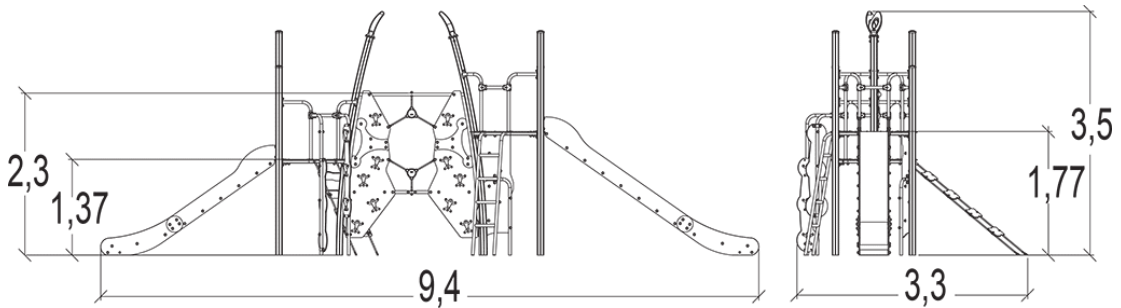
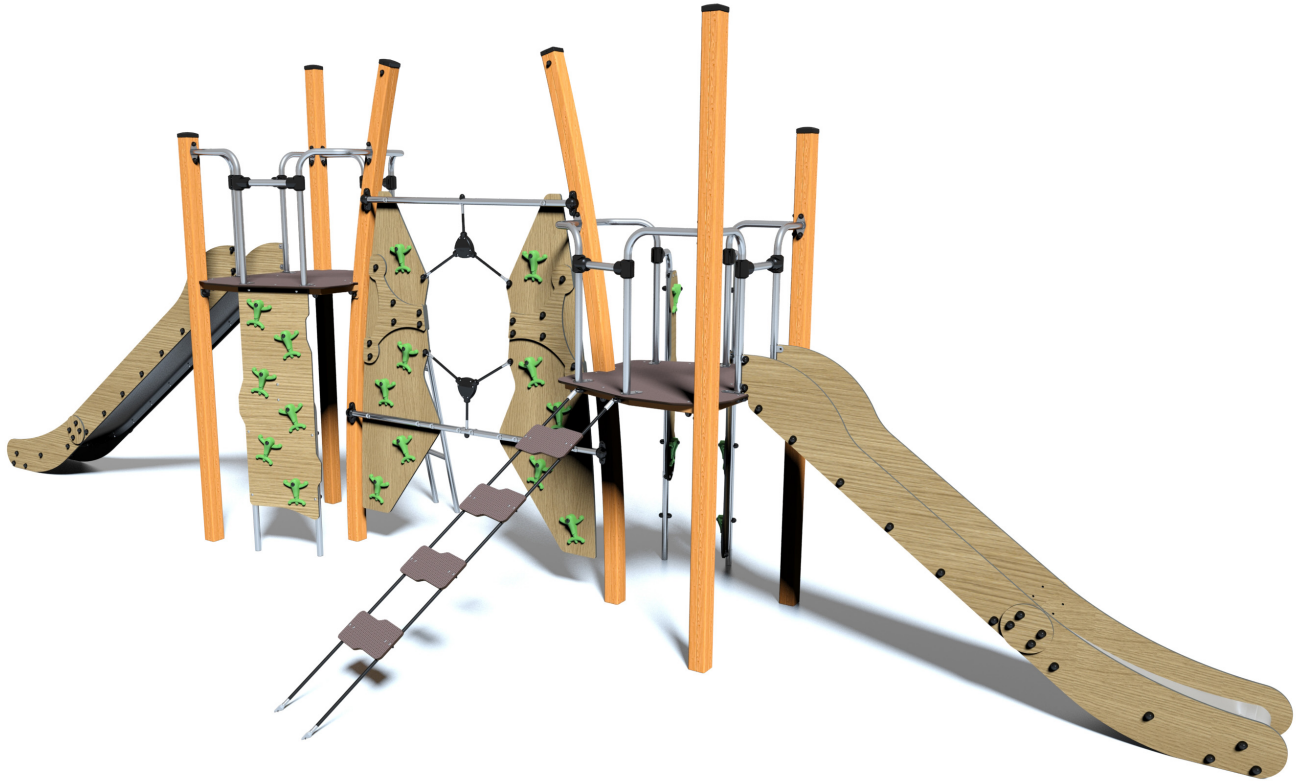
23



2,32m



1 = 9,42m 2 = 3,3m 3 = 3,49m



Play value : 6

climbing



x2

balancing

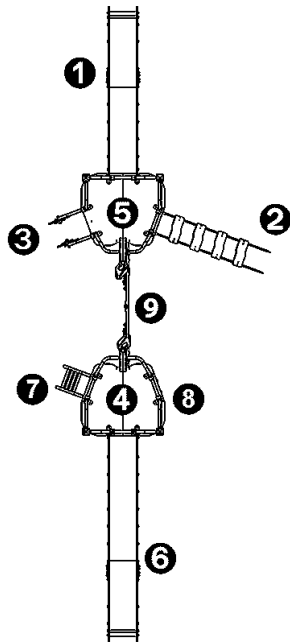


x2

climbing



x2

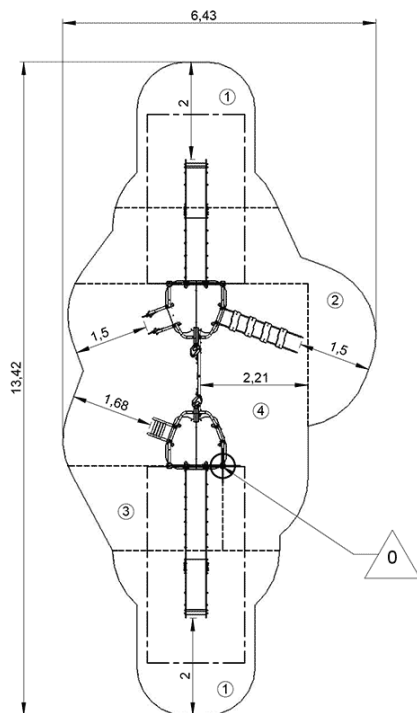


- ❶ Slide Ht : 1.37m
- ❷ Net ladder
- ❸ Climbing ladder
- ❹ Platform with no roof, Ht: 1,77m
- ❺ Platform with no roof, Ht: 1,37m
- ❻ Slide Ht : 1.77m
- ❼ Ladder Ht: 1.77m
- ❽ Climbing wall
- ❾ Butterfly climbing wall

Installation of equipment

Impact area =

- Impact area
- Free space



1	1m	16m ²
2	1,37m	10m ²
3	1,77m	5m ²
4	2,32m	21m ²



2



16h00



0.5m³



52m²



497kg



26kg



Proludic

0000-00-00