



INCLUSIVE PLAYSPACES

REFORMING INCLUSIVITY





Something for everyone.

At Playco, we're re-evaluating **INCLUSIVITY**

A playspace should be designed to meet the needs of
all people who wish to use it.

When creating a new playspace, we should be
designing the playspace environment so that it can be
accessed, understood and used to the greatest extent
possible by all people regardless of their age, size,
ability or disability.

This is a fundamental condition of good design.

If an environment is accessible, usable, convenient
and a pleasure to use, everyone benefits.

By considering the diverse needs and abilities of all
throughout the design process, an inclusive playspace
invites people of all ages and cultures to come
together to socialise and play.

A FRESH WAY OF THINKING

INCLUSIVE THINKING

THE PROCESS



1. Consult with the local community to understand their priorities, cultural considerations and expectations.
2. Understand who you are providing inclusive playspaces for and their unique requirements.
3. Ensure appropriate resources are available to plan, design, evaluate, deliver and monitor inclusive playspaces.
4. Use Playco's Play Principles (Accessibility, Age, Ability & Social Factors) to define the objectives and expectations for the playspace.
5. Collaborate with suitably qualified professionals to design

INCLUSIVE INCLUSIVITY

ACCESSIBILITY

There are physical, sensory and cognitive factors in making accessible playspaces.

Consider:

- Surfacing
- Flow/layout
- Sensory stimulation
- Equipment suite
- Fencing
- Signage
- Space around equipment
- Multi-generational
- Impaired users

AGE

Toddlers through to grandparents will be using your playspace.

Consider:

- Inter-generation not multi-generational
- Graduating play
- Comfort
- Quiet zones
- Seating
- Shade
- Lines of sight
- Access and access points
- Security/fencing

ABILITY

Individuals have a range of different abilities.

Consider:

- Confidence
- Competance
- Physique
- Multi-user equipment
- Imaginative play
- Flow/layout
- Material choices
- Impairments

SOCIAL FACTORS

Social factors can significantly influence playspace design.

Consider:

- Cultural demographics
- Location and proximity to other amenities
- Environmental factors
- Transport links/access
- Gathering points
- Seating
- Shade
- Community engagement

These are Playco's inclusive considerations. These intertwine with each and should be examined as a whole.



Integrated
Play Area



Inclusive
Play Area

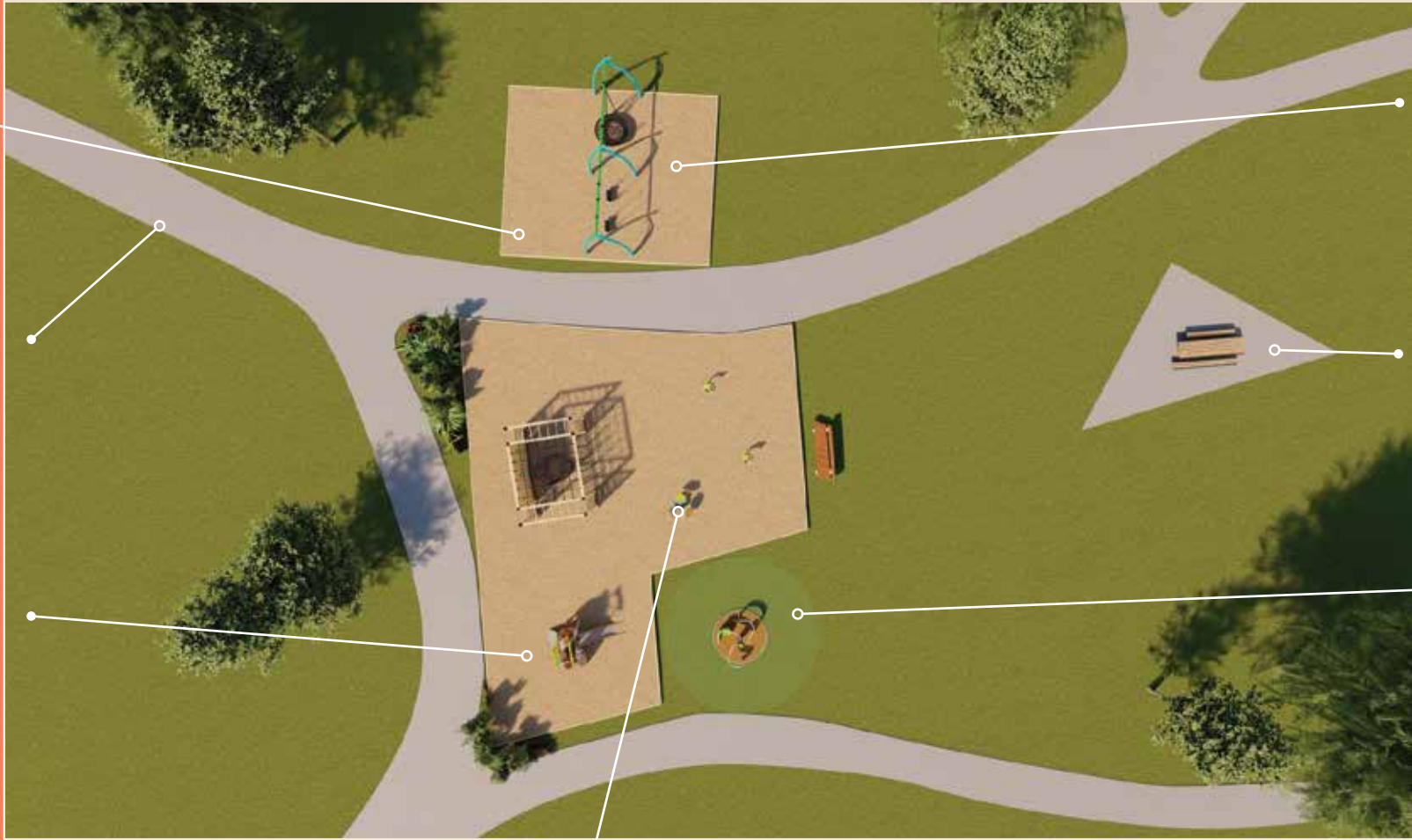
The creation of inclusive
playspaces requires a new
way of thinking about how
playspaces are planned,
designed and managed.

INTEGRATED PLAYSPACE

Multi-generational play

Great access into park from road

Tactile elements but not accessible at all



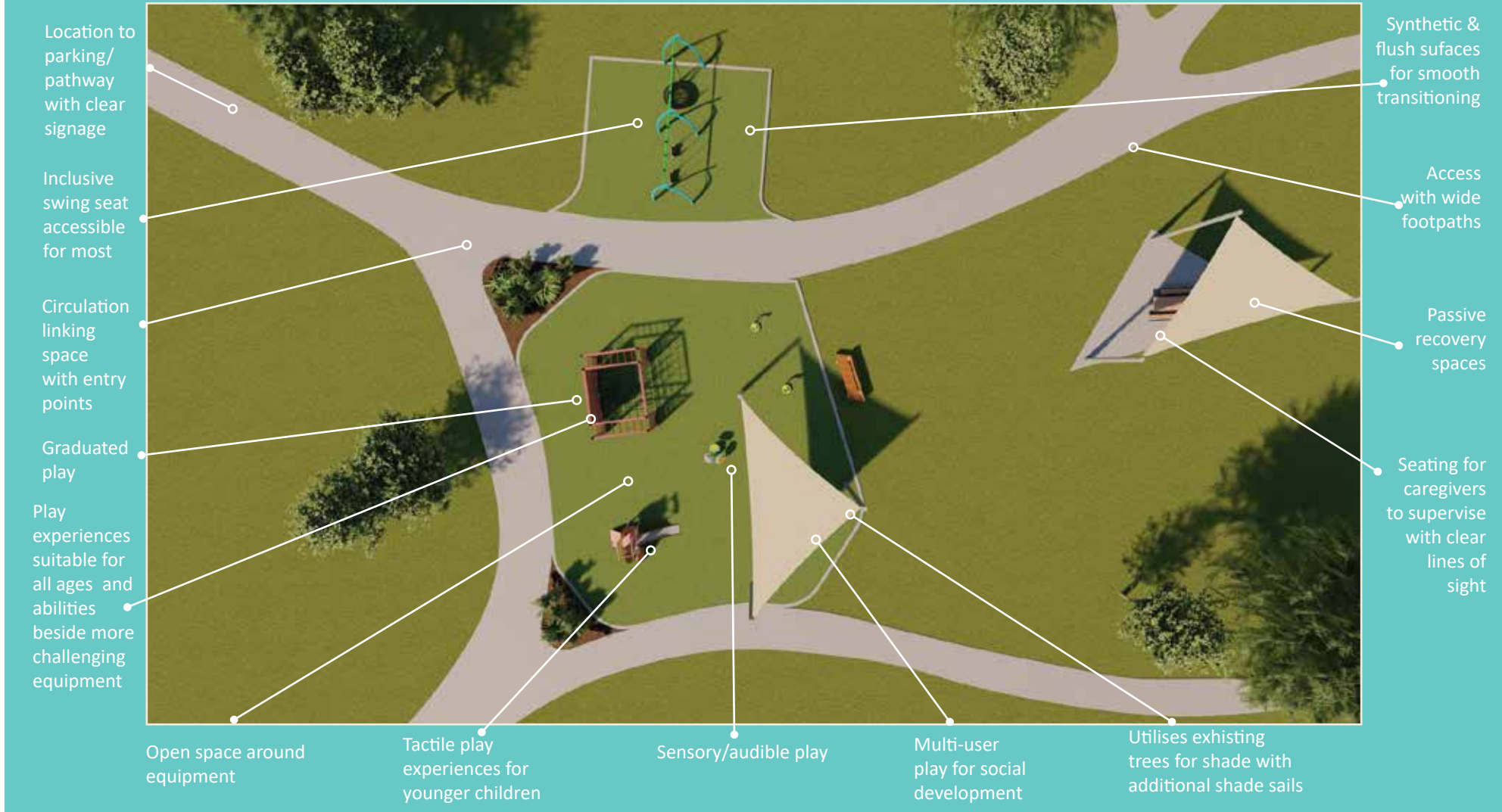
Inclusive basket seat but not accessible for all

Seating but no shade

Inclusive item placed into accessible surface

Sensory play

INCLUSIVE PLAYSPACE





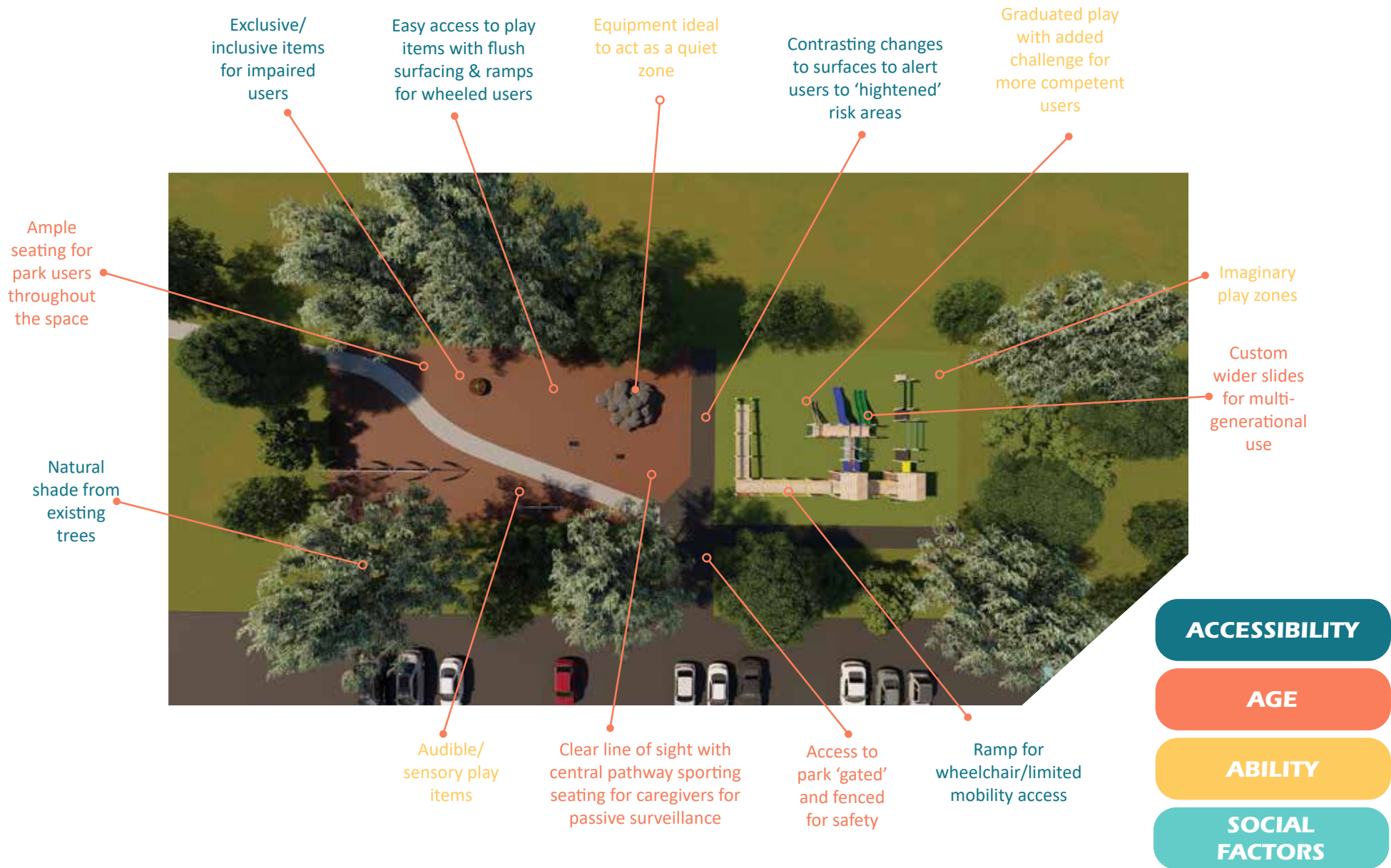






- ACCESSIBILITY**
- AGE**
- ABILITY**
- SOCIAL FACTORS**









- ACCESSIBILITY**
- AGE**
- ABILITY**
- SOCIAL FACTORS**





Certain imagery courtesy of Proludic



Playco Equipment Limited

P 0800 76 46 76 +64 9 412 2247

PO Box 548 Kumeu 0841 Auckland New Zealand

E sales@playco.co.nz

W www.playco.co.nz