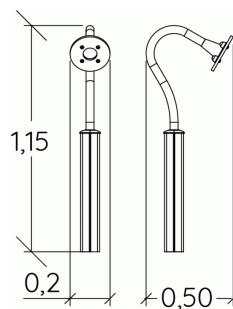
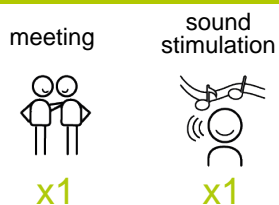


Motor inclusion  
Sensory inclusion  
Mental inclusion



**Play value :** **2**

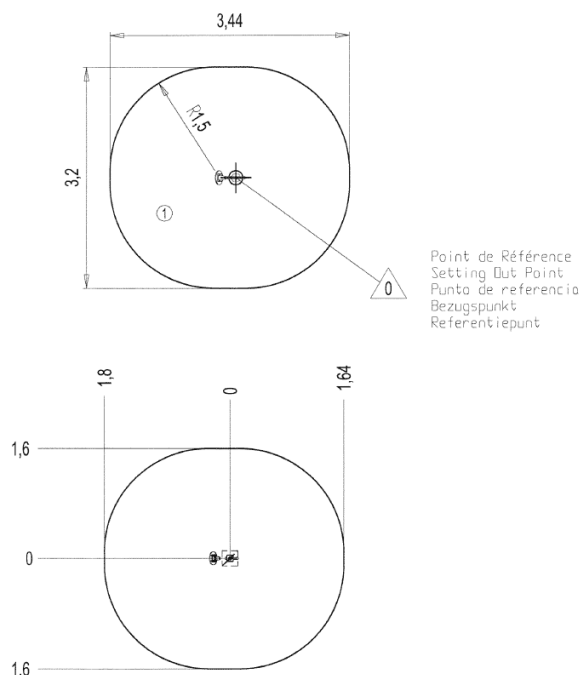


## Installation of equipment

**IMPORTANT:** It is essential to refer to the installation instructions for information on the size of the safety areas.

**————** Impact area (minimum normative surface)

**- - - -** Free space



1	0m	18m <sup>2</sup>



2



00h0



0.1m<sup>3</sup>



18m<sup>2</sup>



33kg



6kg

