


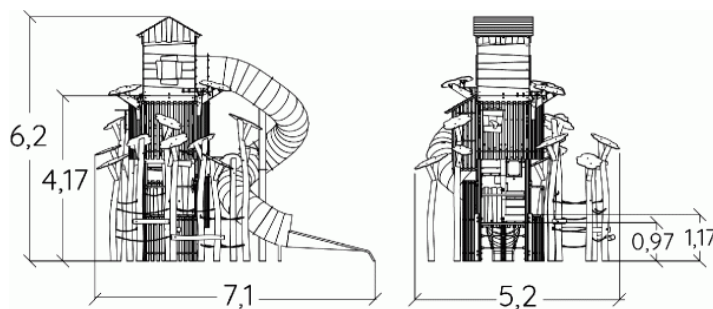










 **3+**  
 **36**  
 **1,17m**  

 1 = 7,1m  
 2 = 5,2m  
 3 = 6,2m



Motor inclusion  
Sensory inclusion  
Mental inclusion



**Play value :** **18**

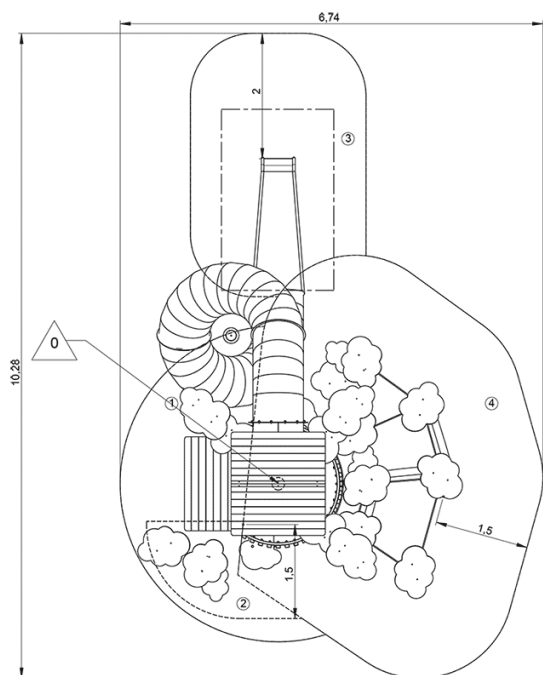
role play	sliding	meeting	hiding	balancing	taking shelter	visual stimulation	climbing
							
<b>x1</b>	<b>x1</b>	<b>x3</b>	<b>x1</b>	<b>x1</b>	<b>x2</b>	<b>x5</b>	<b>x3</b>
getting across							
							
<b>x1</b>							



## Installation of equipment

**IMPORTANT:** It is essential to refer to the installation instructions for information on the size of the safety areas.

**————** Impact area (minimum normative surface)

**- - - -** Free space



		
1	0,6m	6,5m <sup>2</sup>
2	0,97m	2,5m <sup>2</sup>
3	1,0m	10,5m <sup>2</sup>
4	1,17m	25m <sup>2</sup>



2



35h00



4.1m<sup>3</sup>



44.5m<sup>2</sup>



2694kg



600kg

