


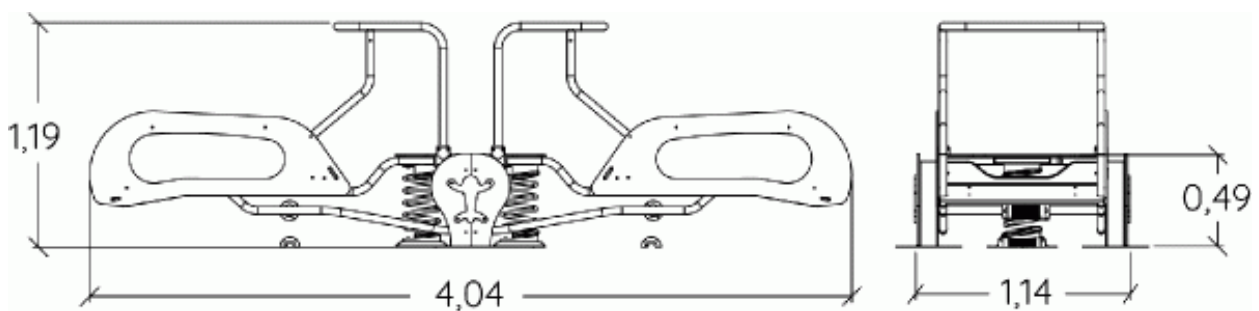
 **3+**
 **6**
 **0,6m**



1 = 4,04m
2 = 1,14m
3 = 1,19m



Motor inclusion
 Sensory inclusion
 Mental inclusion



Play value : **5**

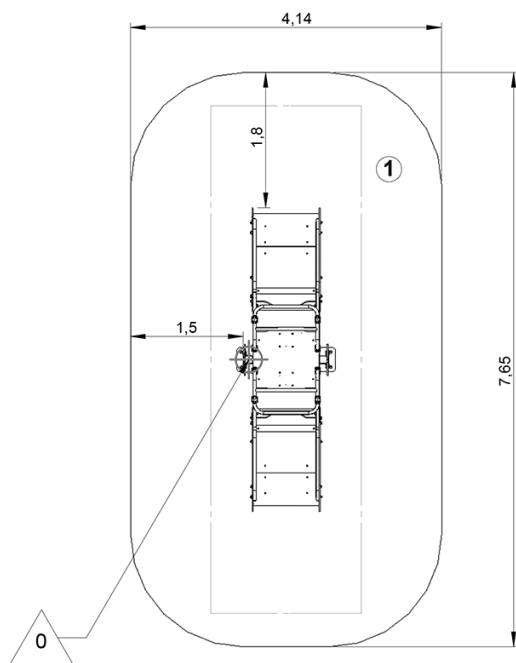
- | | | | | |
|---|---|---|---|---|
| role play | meeting | resting | balancing | Oscillate |
|  |  |  |  |  |
| x1 | x1 | x1 | x1 | x1 |



Installation of equipment

IMPORTANT: It is essential to refer to the installation instructions for information on the size of the safety areas.

———— Impact area (minimum normative surface)

- - - - - Free space



		
1	0,5m	30m ²



2



06h00



0m³



30m²



245kg



59kg

